

This report summarises confirmed measles notifications for the previous surveillance week (Week 38: 14–20 September 2019) and cumulative cases for 2019. The case classification used in this report is specified on the last page.

Information is based on data recorded on EpiSurv by public health service staff as at 1030, 23 September 2019. Changes made to EpiSurv data after this time will not be reflected in this report. The results presented may be updated and should be regarded as provisional.

Figures 1 and 2 and Tables 1–4 show data for 2019. Figure 3 shows historical notifications of confirmed cases from 2009 to the end of the previous surveillance month.

Summary

There were 133 confirmed measles cases reported for Week 38/2019, bringing the total to 1414 for the year to date with 482 (34.1%) hospitalisations. There are two ongoing outbreaks.

Figure 1. Number of confirmed measles notifications by week, 1 January–20 September 2019

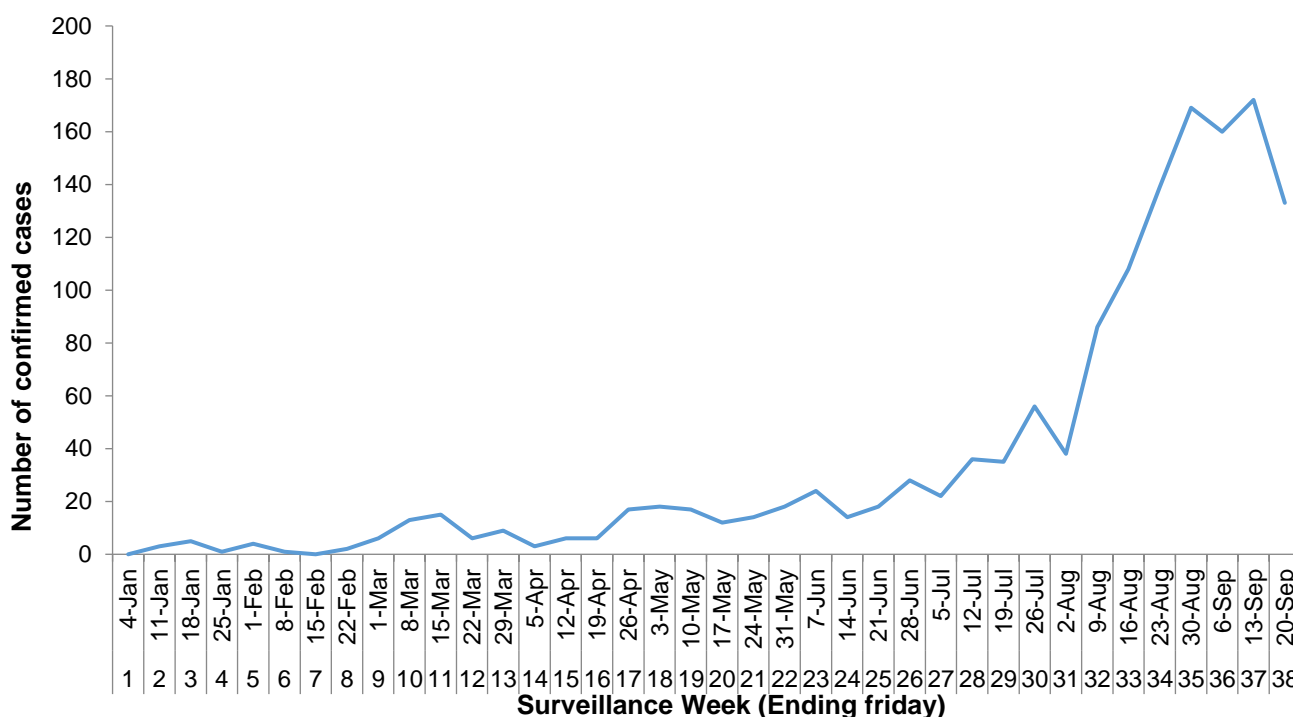


Table1: Number of confirmed measles cases for the last two surveillance weeks and cumulative number of cases for 2019 by district health board

District health board	Surveillance Week 37	Surveillance Week 38	2019 to date		
			Cumulative total	Number hospitalised	Percent hospitalised
Northland	9	3	47	11	23.4
Waitemata	25	16	192	85	44.3
Auckland	16	29	178	68	38.2
Counties Manukau	104	67	806	263	32.6
Waikato	7	3	35	9	25.7
Lakes	3	4	17	4	23.5
Bay of Plenty	1	2	33	15	45.5
Tairāwhiti	0	0	0	0	0.0
Taranaki	0	0	6	2	33.3
Hawke's Bay	0	0	3	1	33.3
Whanganui	0	0	0	0	0.0
MidCentral	1	1	4	0	0.0
Hutt Valley	0	1	8	1	12.5
Capital and Coast	0	0	12	3	25.0
Wairarapa	0	0	1	0	0.0
Nelson Marlborough	0	0	0	0	0.0
West Coast	0	0	0	0	0.0
Canterbury	1	0	42	17	40.5
South Canterbury	0	0	1	1	100.0
Southern	5	7	29	2	6.9
Total	172	133	1414	482	34.1

Figure 2: Number of confirmed cases by week and DHB for the last six months, 2019

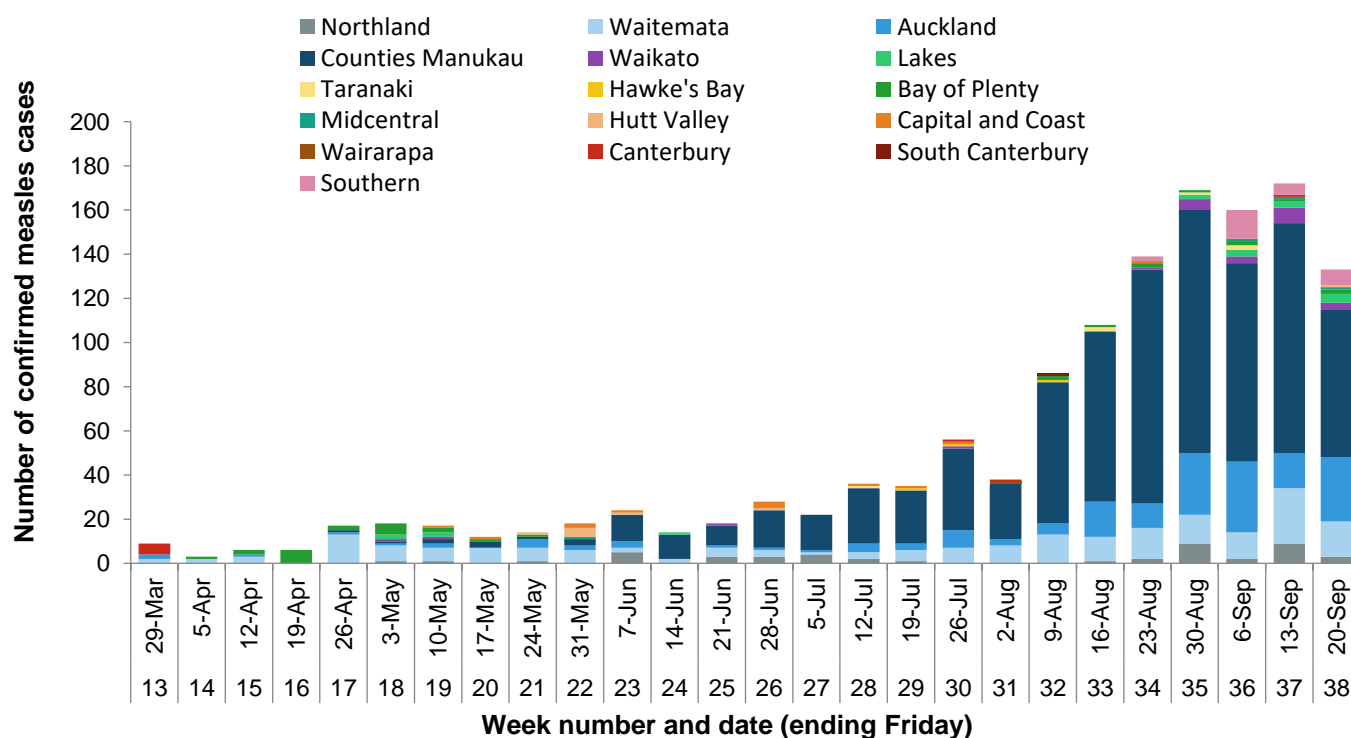


Table 2. Number of confirmed measles cases for Week 38/2019 and cumulative number of cases and hospitalisations for 2019 by age group

Age group	Surveillance Week 38	2019 to date		
		Cumulative total	Number hospitalised	Percent hospitalised
<12 months	15	191	114	59.7
12 months-2 years	9	174	89	51.1
3-4 years	1	36	11	30.6
5-9 years	3	44	5	11.4
10-19 years	36	290	69	23.8
20-29 years	45	460	136	29.6
30-49 years	20	195	46	23.6
50+	4	24	12	50.0
Total	133	1414	482	34.1

Table 3. Number of confirmed measles cases for Week 38/2019 and cumulative number of cases and hospitalisations for 2019 by ethnic group

Ethnic group (prioritised)	Surveillance Week 38	2019 to date		
		Cumulative total	Number hospitalised	Percent hospitalised
Māori	20	338	136	40.2
Pacific peoples	65	576	210	36.5
Asian	2	90	26	28.9
MELAA ¹	2	19	4	21.1
European or Other	36	329	93	28.3
Unknown	8	62	13	21.0
Total	133	1414	482	34.1

¹ Middle Eastern/Latin American/African

Table 4. Immunisation status* of confirmed cases of measles, 1 January–20 September 2019

Age group	Not vaccinated ¹	Partially vaccinated ²	Fully vaccinated ³	Unknown	Total number of cases
<12 months	186	0	0	5	191
12 months-2 years	155	0	10	9	174
3-4 years	31	0	4	1	36
5-9 years	31	2	5	6	44
10-19 years	133	9	31	117	290
20-29 years	122	8	37	293	460
30-49 years	33	10	3	149	195
50+	4	1	0	19	24
Total	695	30	90	599	1414

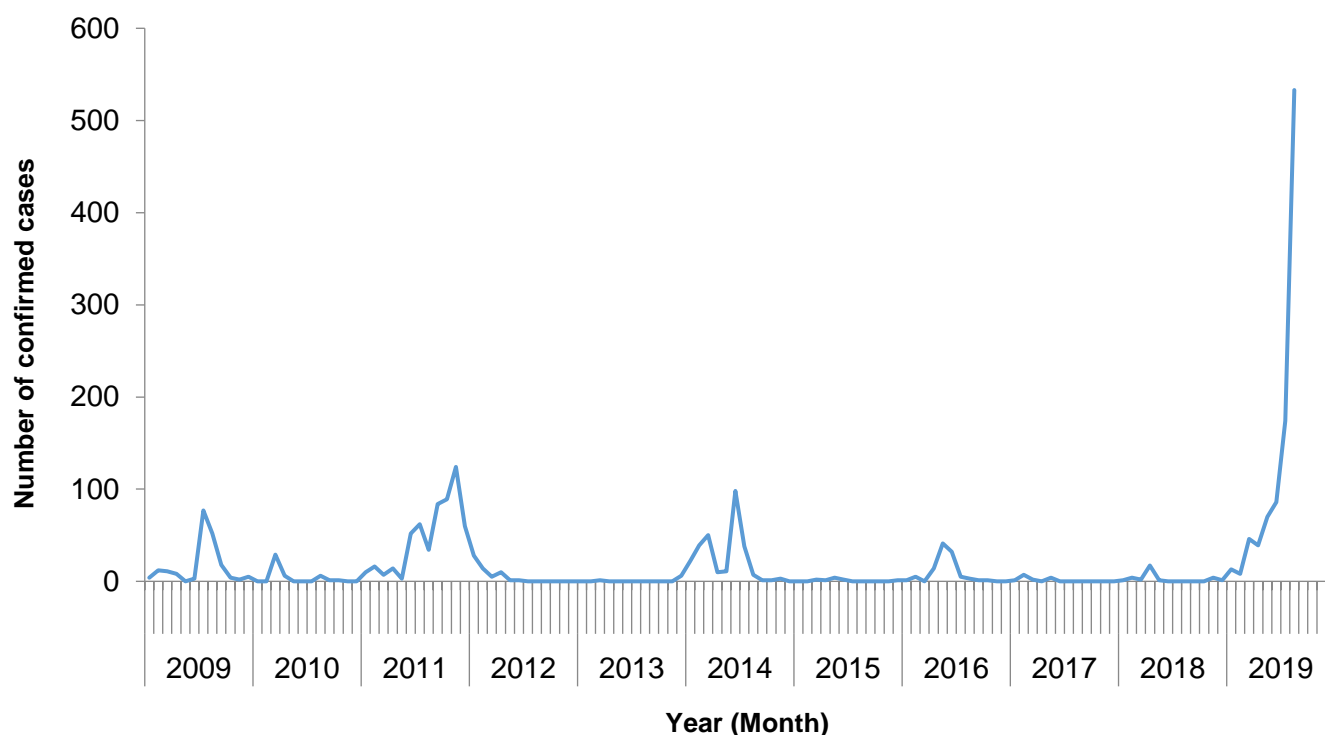
***Note:** Immunisation status in EpiSurv is based on either documentation or patient/caregiver recall.

¹**Not vaccinated:** A person who was reported not to have received any doses of vaccine, or a person who was reported to have received one dose of vaccine within 14 days of the onset of disease. (Includes 31 cases in the <3 years age groups who received one dose of vaccine in the 14 days prior to onset.)

²**Partially vaccinated:** A person aged over 4 years who was reported to have received one dose of vaccine.

³**Fully vaccinated:** A child aged between 12 months and 4 years who was reported to have received one dose of vaccine or a person aged over 4 years who was reported to have received two doses of vaccine.

Figure 3. Number of measles notifications by month reported, January 2009 to August 2019



Case classification for measles notification in New Zealand

Confirmed A clinically compatible illness that is laboratory-confirmed or epidemiologically-linked to a confirmed case.

Probable A clinically compatible illness.

Under investigation A case that has been notified, but information is not yet available to classify it as probable or confirmed.

Note: Any notifications that are found to be due to a vaccine strain are considered not to be measles cases and are removed from the analysis.

Clinical description

An illness characterised by **all** of the following:

1. generalised maculopapular rash, starting on the head and neck
2. fever (at least 38°C if measured) present at the time of rash onset
3. cough or coryza or conjunctivitis or Koplik's spots present at the time of rash onset.

Laboratory test for diagnosis

If the case **received a vaccine** containing the measles virus in the 6 weeks prior to symptom onset then **laboratory confirmation requires**:

- evidence of infection with a wild-type virus strain obtained through genetic characterisation.

If the case **did not receive a vaccine** containing the measles virus in the 6 weeks prior to symptom onset, then **laboratory confirmation requires** at least one of the following:

- detection of IgM antibody specific to the virus
- IgG seroconversion or a significant rise (four-fold or greater) in antibody level for the virus between paired sera tested in parallel where the convalescent serum was collected 10 to 14 days after the acute serum
- isolation of measles virus by culture
- detection of measles virus nucleic acid.

See: <https://www.health.govt.nz/our-work/diseases-and-conditions/communicable-disease-control-manual/measles>