

Measles weekly report Week 40: 28 September–4 October 2019

This report summarises confirmed measles notifications for the previous surveillance week (Week 40: 28 September–4 October 2019) and cumulative cases for 2019. The case classification used in this report is specified on the last page.

Information is based on data recorded on EpiSurv by public health service staff as at 0830, 7 October 2019. Changes made to EpiSurv data after this time will not be reflected in this report. The results presented may be updated and should be regarded as provisional.

Figures 1 and 2 and Tables 1–4 show data for 2019. Figure 3 shows historical notifications of confirmed cases from 2009 to the end of the previous surveillance month.

Summary

There were 120 confirmed measles cases reported for Week 40/2019, bringing the total to 1681 for the year to date with 556 (33.1%) hospitalisations. There are two ongoing outbreaks.

Figure 1. Number of confirmed measles notifications by week, 1 January–4 October 2019

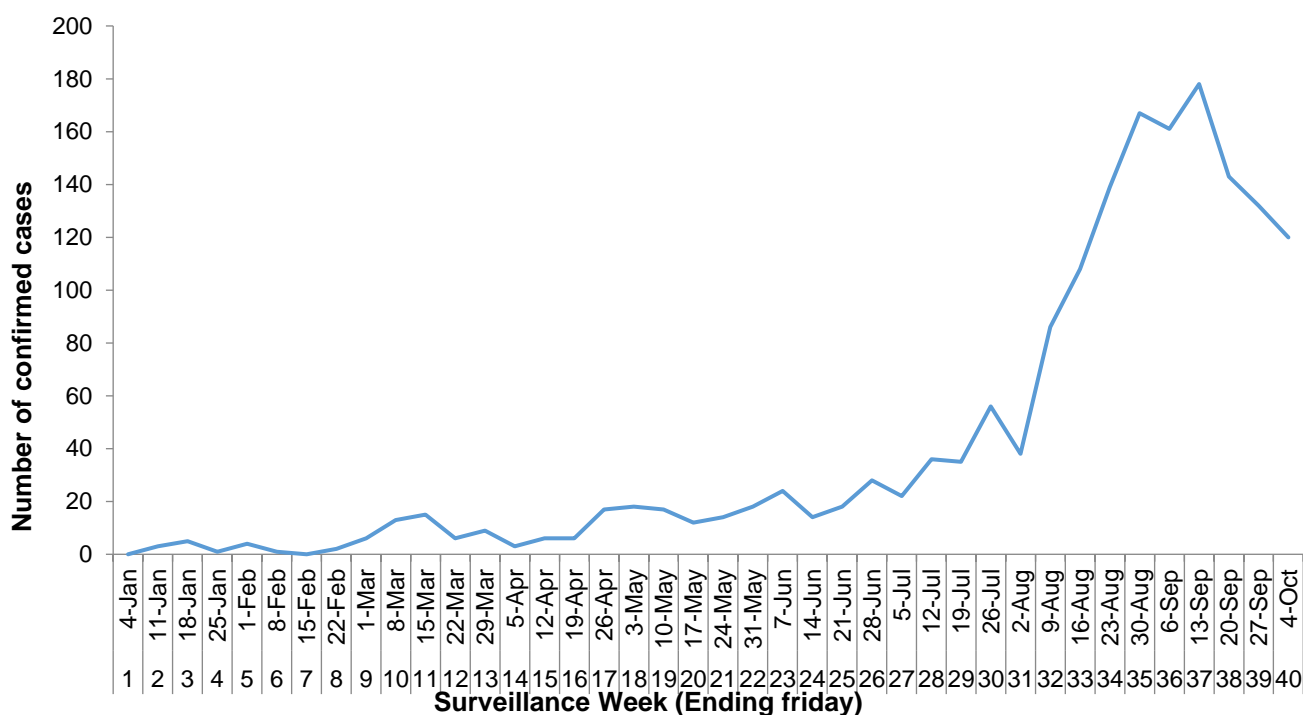


Table1: Number of confirmed measles cases for the last two surveillance weeks and cumulative number of cases for 2019 by district health board

District health board	Surveillance Week 39	Surveillance Week 40	2019 to date		
			Cumulative total	Number hospitalised	Percent hospitalised
Northland	10	9	70	14	20.0
Waitemata	26	18	237	94	39.7
Auckland	19	23	219	83	37.9
Counties Manukau	59	38	914	304	33.3
Waikato	1	3	39	9	23.1
Lakes	3	2	21	6	28.6
Bay of Plenty	4	1	38	17	44.7
Tairāwhiti	0	0	0	0	0.0
Taranaki	0	0	6	2	33.3
Hawke's Bay	0	3	6	2	33.3
Whanganui	0	0	0	0	0.0
MidCentral	1	0	6	0	0.0
Hutt Valley	1	0	9	1	11.1
Capital and Coast	0	3	15	4	26.7
Wairarapa	0	0	1	0	0.0
Nelson Marlborough	0	0	0	0	0.0
West Coast	0	0	0	0	0.0
Canterbury	0	1	43	17	39.5
South Canterbury	0	0	1	1	100.0
Southern	8	19	56	2	3.6
Total	132	120	1681	556	33.1

Figure 2: Number of confirmed cases by week and DHB for the last six months, 2019

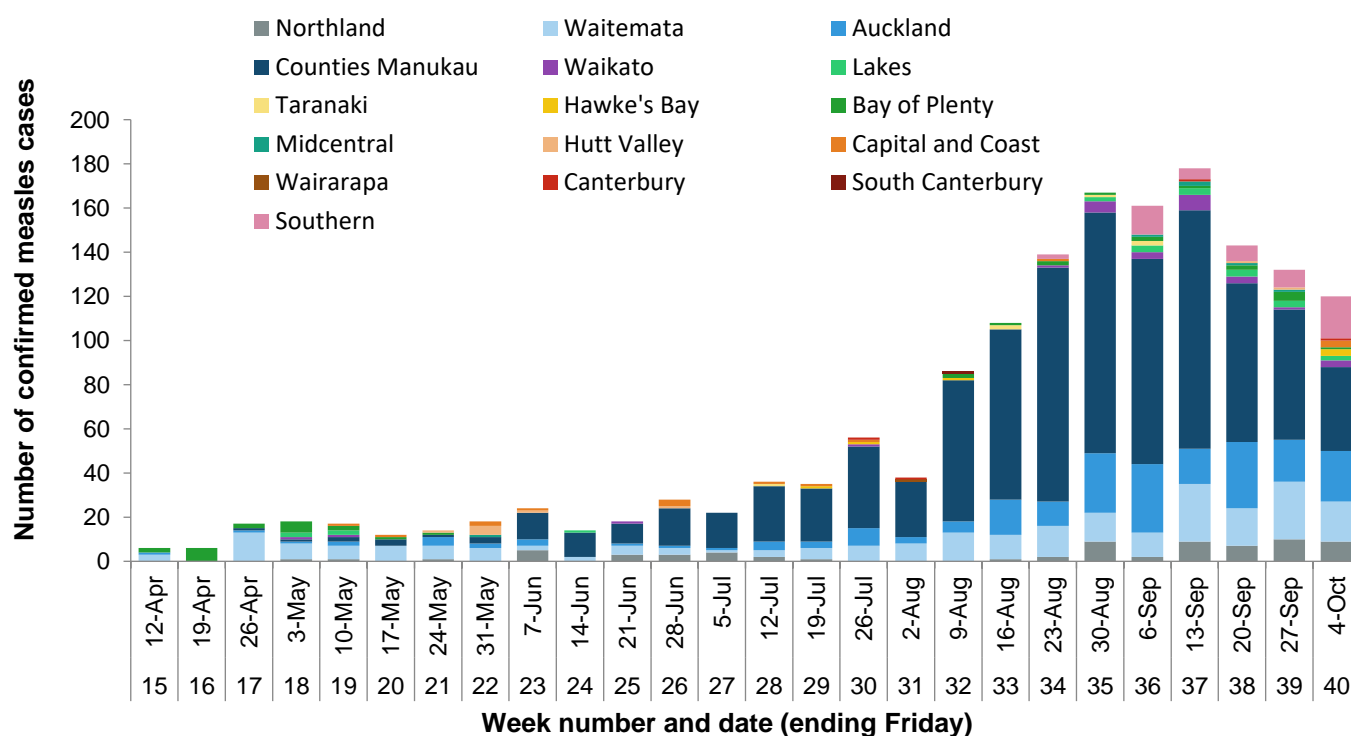


Table 2. Number of confirmed measles cases for Week 40/2019 and cumulative number of cases and hospitalisations for 2019 by age group

Age group	Surveillance Week 40	2019 to date		
		Cumulative total	Number hospitalised	Percent hospitalised
<12 months	11	213	129	60.6
12 months-2 years	8	202	102	50.5
3-4 years	0	42	13	31
5-9 years	6	62	6	9.7
10-19 years	23	345	78	22.6
20-29 years	47	555	159	28.6
30-49 years	24	236	55	23.3
50+	1	26	14	53.8
Total	120	1681	556	33.1

Table 3. Number of confirmed measles cases for Week 40/2019 and cumulative number of cases and hospitalisations for 2019 by ethnic group

Ethnic group (prioritised)	Surveillance Week 40	2019 to date		
		Cumulative total	Number hospitalised	Percent hospitalised
Māori	16	391	155	39.6
Pacific peoples	41	669	241	36
Asian	11	113	31	27.4
MELAA ¹	1	23	7	30.4
European or Other	34	404	107	26.5
Unknown	17	81	15	18.5
Total	120	1681	556	33.1

¹ Middle Eastern/Latin American/African

**Table 4. Immunisation status* of confirmed cases of measles,
1 January–4 October 2019**

Age group	Not vaccinated ¹	Partially vaccinated ²	Fully vaccinated ³	Unknown	Total number of cases
<12 months	209	0	0	4	213
12 months-2 years	179	0	11	12	202
3-4 years	37	0	4	1	42
5-9 years	45	4	5	8	62
10-19 years	168	11	38	128	345
20-29 years	155	11	45	344	555
30-49 years	40	12	4	180	236
50+	4	1	0	21	26
Total	837	39	107	698	1681

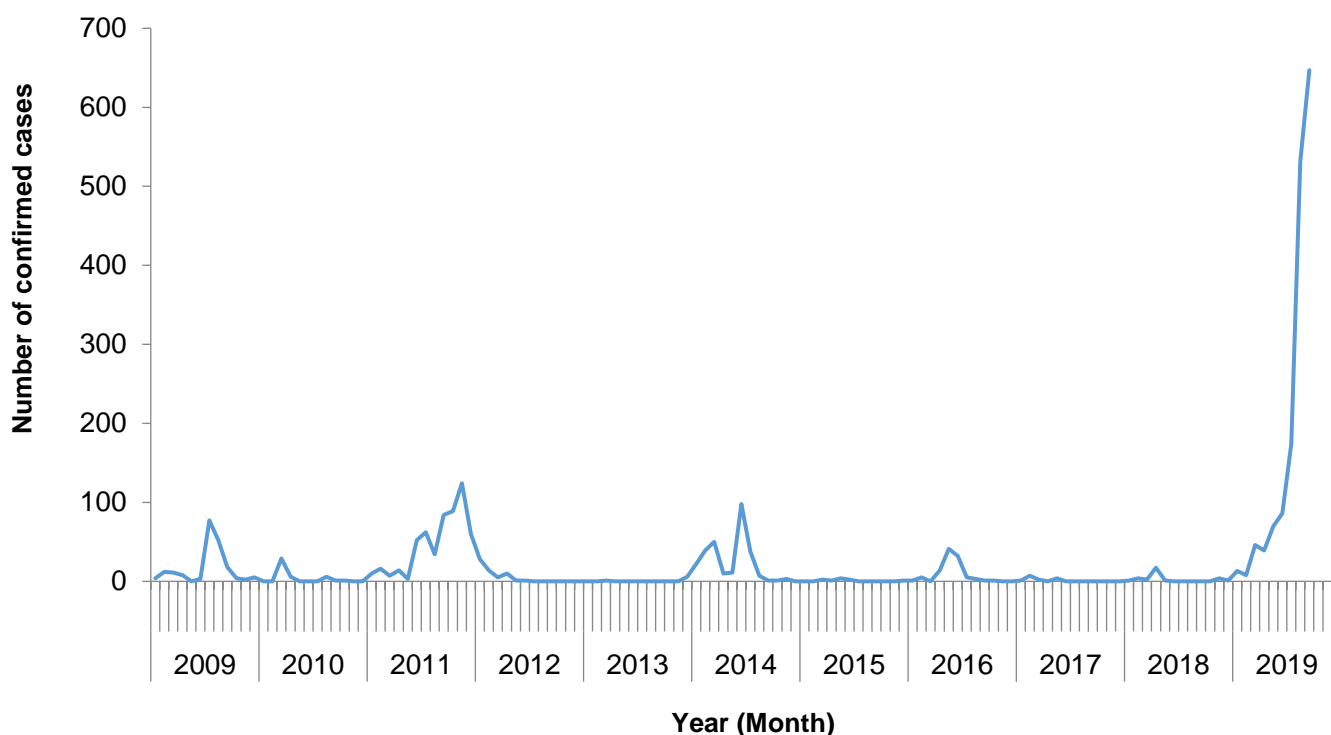
***Note:** Immunisation status in EpiSurv is based on either documentation or patient/caregiver recall.

¹**Not vaccinated:** A person who was reported not to have received any doses of vaccine, or a person who was reported to have received one dose of vaccine within 14 days of the onset of disease. (Includes 79 cases who received one dose of vaccine in the 14 days prior to onset.)

²**Partially vaccinated:** A person aged over 4 years who was reported to have received one dose of vaccine.

³**Fully vaccinated:** A child aged between 12 months and 4 years who was reported to have received one dose of vaccine or a person aged over 4 years who was reported to have received two doses of vaccine.

**Figure 3. Number of measles notifications by month reported,
January 2009 to September 2019**



Case classification for measles notification in New Zealand

Confirmed A clinically compatible illness that is laboratory-confirmed or epidemiologically-linked to a confirmed case.

Probable A clinically compatible illness.

Under investigation A case that has been notified, but information is not yet available to classify it as probable or confirmed.

Note: Any notifications that are found to be due to a vaccine strain are considered not to be measles cases and are removed from the analysis.

Clinical description

An illness characterised by **all** of the following:

1. generalised maculopapular rash, starting on the head and neck
2. fever (at least 38°C if measured) present at the time of rash onset
3. cough or coryza or conjunctivitis or Koplik's spots present at the time of rash onset.

Laboratory test for diagnosis

If the case **received a vaccine** containing the measles virus in the 6 weeks prior to symptom onset then **laboratory confirmation requires**:

- evidence of infection with a wild-type virus strain obtained through genetic characterisation.

If the case **did not receive a vaccine** containing the measles virus in the 6 weeks prior to symptom onset, then **laboratory confirmation requires** at least one of the following:

- detection of IgM antibody specific to the virus
- IgG seroconversion or a significant rise (four-fold or greater) in antibody level for the virus between paired sera tested in parallel where the convalescent serum was collected 10 to 14 days after the acute serum
- isolation of measles virus by culture
- detection of measles virus nucleic acid.

See: <https://www.health.govt.nz/our-work/diseases-and-conditions/communicable-disease-control-manual/measles>