

This report summarises confirmed measles notifications for the previous surveillance week (Week 51: 14–20 December 2019) and cumulative cases for 2019. The case classification used in this report is specified on the last page.

Information is based on data recorded on EpiSurv by public health service staff as at 0825, 23 December 2019. Changes made to EpiSurv data after this time will not be reflected in this report. The results presented may be updated and should be regarded as provisional.

Figures 1 and 2 and Tables 1–4 show data for 2019. Figure 3 shows historical notifications of confirmed cases from 2009 to the end of the previous surveillance month.

Summary

There were eight confirmed measles cases reported for Week 51/2019, bringing the total to 2174 for the year to date, with 765 (35.2%) hospitalisations. There are two ongoing outbreaks.

Figure 1. Number of confirmed measles notifications by week, 1 January–20 December 2019

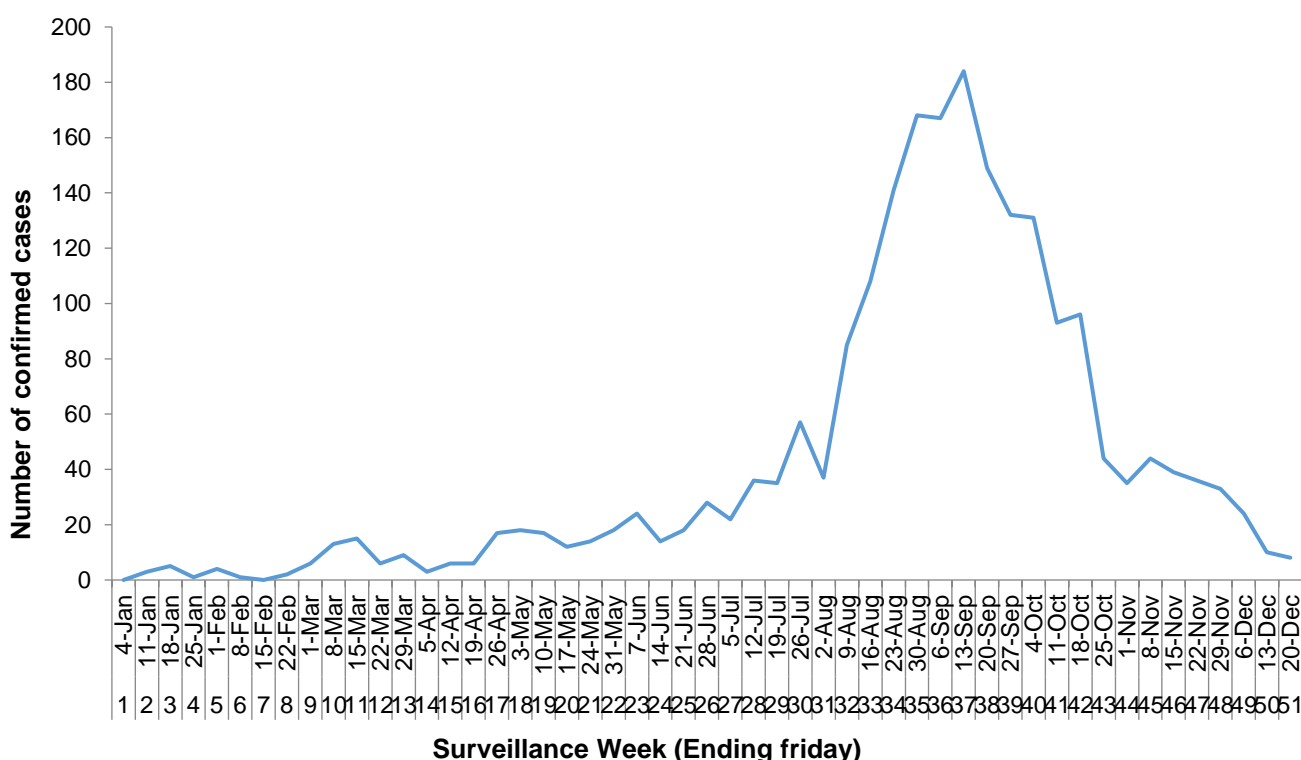


Table 1: Number of confirmed measles cases for the last two surveillance weeks and cumulative number of cases for 2019 by district health board

District health board	Surveillance Week 50	Surveillance Week 51	2019 to date		
			Cumulative total	Number hospitalised	Percent hospitalised
Northland	1	0	133	23	17.3
Waitemata	1	2	303	127	41.9
Auckland	0	1	273	108	39.6
Counties Manukau	5	3	1150	433	37.7
Waikato	0	0	51	12	23.5
Lakes	0	0	30	6	20.0
Bay of Plenty	0	0	44	18	40.9
Tairāwhiti	0	0	0	0	0.0
Taranaki	0	0	7	3	42.9
Hawke's Bay	2	2	21	4	19.0
Whanganui	0	0	0	0	0.0
MidCentral	0	0	10	0	0.0
Hutt Valley	0	0	9	1	11.1
Capital and Coast	1	0	22	7	31.8
Wairarapa	0	0	1	0	0.0
Nelson Marlborough	0	0	1	0	0.0
West Coast	0	0	0	0	0.0
Canterbury	0	0	44	17	38.6
South Canterbury	0	0	2	0	0.0
Southern	0	0	73	6	8.2
Total	10	8	2174	765	35.2

Figure 2: Number of confirmed cases by week and DHB for the last six months, 2019

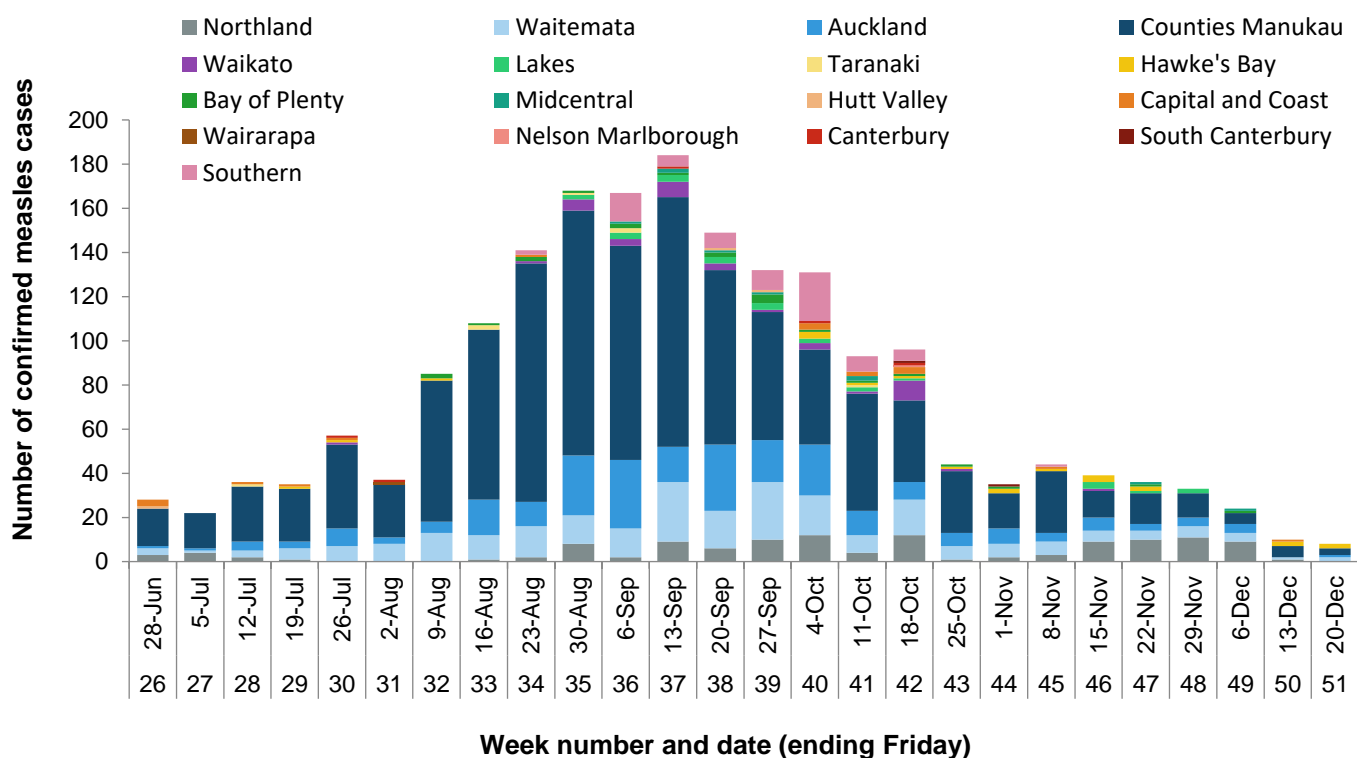


Table 2. Number of confirmed measles cases for Week 51/2019 and cumulative number of cases and hospitalisations for 2019 by age group

Age group	Surveillance Week 51	2019 to date		
		Cumulative total	Number hospitalised	Percent hospitalised
<12 months	1	275	176	64.0
12 months-2 years	1	245	127	51.8
3-4 years	0	57	19	33.3
5-9 years	0	85	10	11.8
10-19 years	0	451	114	25.3
20-29 years	4	705	214	30.4
30-49 years	2	324	87	26.9
50+	0	32	18	56.3
Total	8	2174	765	35.2

Table 3. Number of confirmed measles cases for Week 51/2019 and cumulative number of cases and hospitalisations for 2019 by ethnic group

Ethnic group (prioritised)	Surveillance Week 51	2019 to date		
		Cumulative total	Number hospitalised	Percent hospitalised
Māori	0	523	221	42.3
Pacific peoples	6	882	347	39.3
Asian	0	158	45	28.5
MELAA ¹	0	31	11	35.5
European or Other	1	563	141	25
Unknown	1	17	0	0.0
Total	8	2174	765	35.2

¹ Middle Eastern/Latin American/African

**Table 4. Immunisation status* of confirmed cases of measles,
1 January–20 December 2019**

Age group	Not vaccinated ¹	Partially vaccinated ²	Fully vaccinated ³	Unknown	Total number of cases
<12 months	274	0	0	1	275
12 months-2 years	228	0	16	1	245
3-4 years	51	0	5	1	57
5-9 years	76	3	5	1	85
10-19 years	342	23	54	32	451
20-29 years	484	32	67	122	705
30-49 years	195	25	11	93	324
50+	21	1	0	10	32
Total	1671	84	158	261	2174

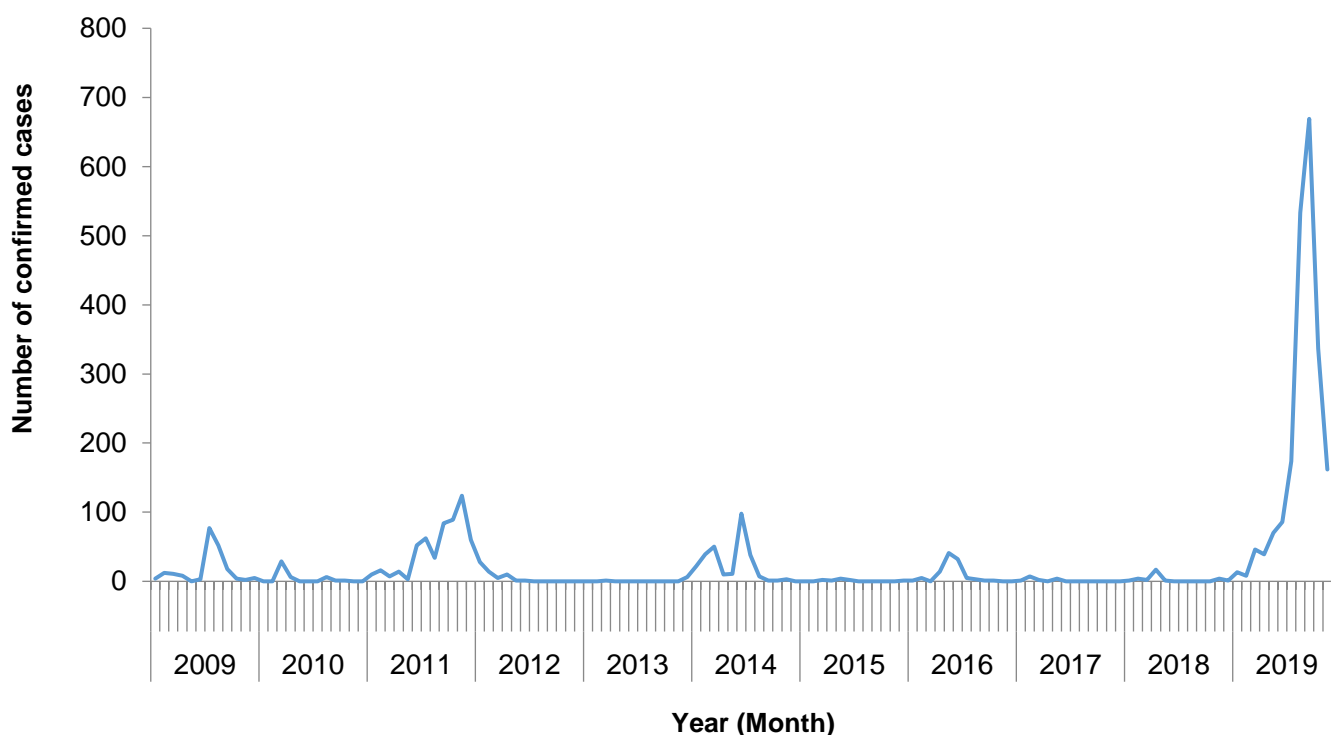
***Note:** Immunisation status in EpiSurv is based on either documentation or patient/caregiver recall.

¹**Not vaccinated:** A person who was reported not to have received any doses of vaccine, or a person who was reported to have received one dose of vaccine within 14 days of the onset of disease. (Includes 109 cases who received one dose of vaccine in the 14 days prior to onset.)

²**Partially vaccinated:** A person aged over 4 years who was reported to have received one dose of vaccine.

³**Fully vaccinated:** A child aged between 12 months and 4 years who was reported to have received one dose of vaccine or a person aged over 4 years who was reported to have received two doses of vaccine.

**Figure 3. Number of measles notifications by month reported,
January 2009 to November 2019**



Case classification for measles notification in New Zealand

Confirmed	A clinically compatible illness that is laboratory-confirmed or epidemiologically-linked to a confirmed case.
Probable	A clinically compatible illness.
Under investigation	A case that has been notified, but information is not yet available to classify it as probable or confirmed.

Note: Any notifications that are found to be due to a vaccine strain are considered not to be measles cases and are removed from the analysis.

Clinical description

An illness characterised by **all** of the following:

1. generalised maculopapular rash, starting on the head and neck
2. fever (at least 38°C if measured) present at the time of rash onset
3. cough or coryza or conjunctivitis or Koplik's spots present at the time of rash onset.

Laboratory test for diagnosis

If the case **received a vaccine** containing the measles virus in the 6 weeks prior to symptom onset then **laboratory confirmation requires**:

- evidence of infection with a wild-type virus strain obtained through genetic characterisation.

If the case **did not receive a vaccine** containing the measles virus in the 6 weeks prior to symptom onset, then **laboratory confirmation requires** at least one of the following:

- detection of IgM antibody specific to the virus
- IgG seroconversion or a significant rise (four-fold or greater) in antibody level for the virus between paired sera tested in parallel where the convalescent serum was collected 10 to 14 days after the acute serum
- isolation of measles virus by culture
- detection of measles virus nucleic acid.

See: <https://www.health.govt.nz/our-work/diseases-and-conditions/communicable-disease-control-manual/measles>