

## Measles weekly report

## Week 34: 17–23 August 2019

This report summarises confirmed measles notifications for the previous surveillance week (Week 34: 17–23 August 2019) and cumulative cases for 2019. The case classification used in this report is specified on the last page.

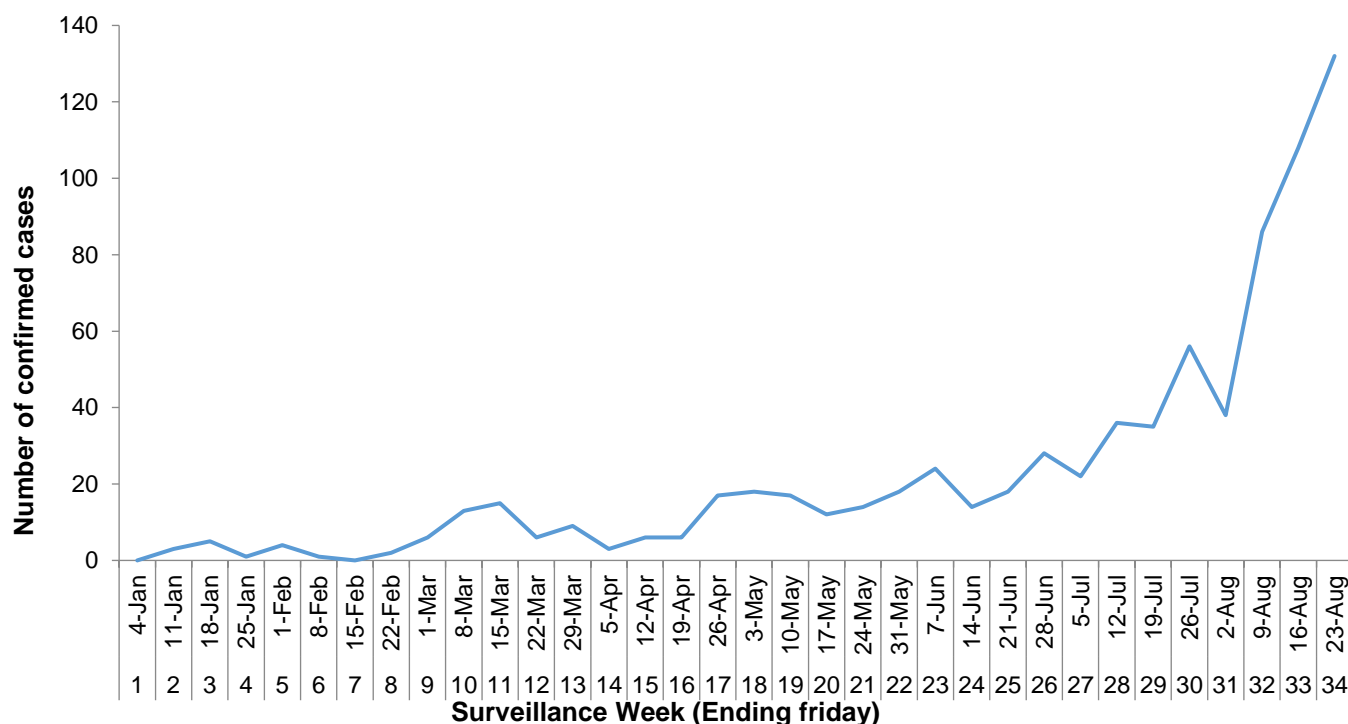
Information is based on data recorded on EpiSurv by public health service staff as at 0715, 26 August 2019. Changes made to EpiSurv data after this time will not be reflected in this report. The results presented may be updated and should be regarded as provisional.

Figures 1 and 2 and Tables 1–4 show data for 2019. Figure 3 shows historical notifications of confirmed cases from 2009 to the end of the previous surveillance month.

### Summary

There were 132 confirmed measles cases reported for Week 34/2019, bringing the total to 773 for the year to date with 282 (36.5%) hospitalisations. There are four ongoing outbreaks.

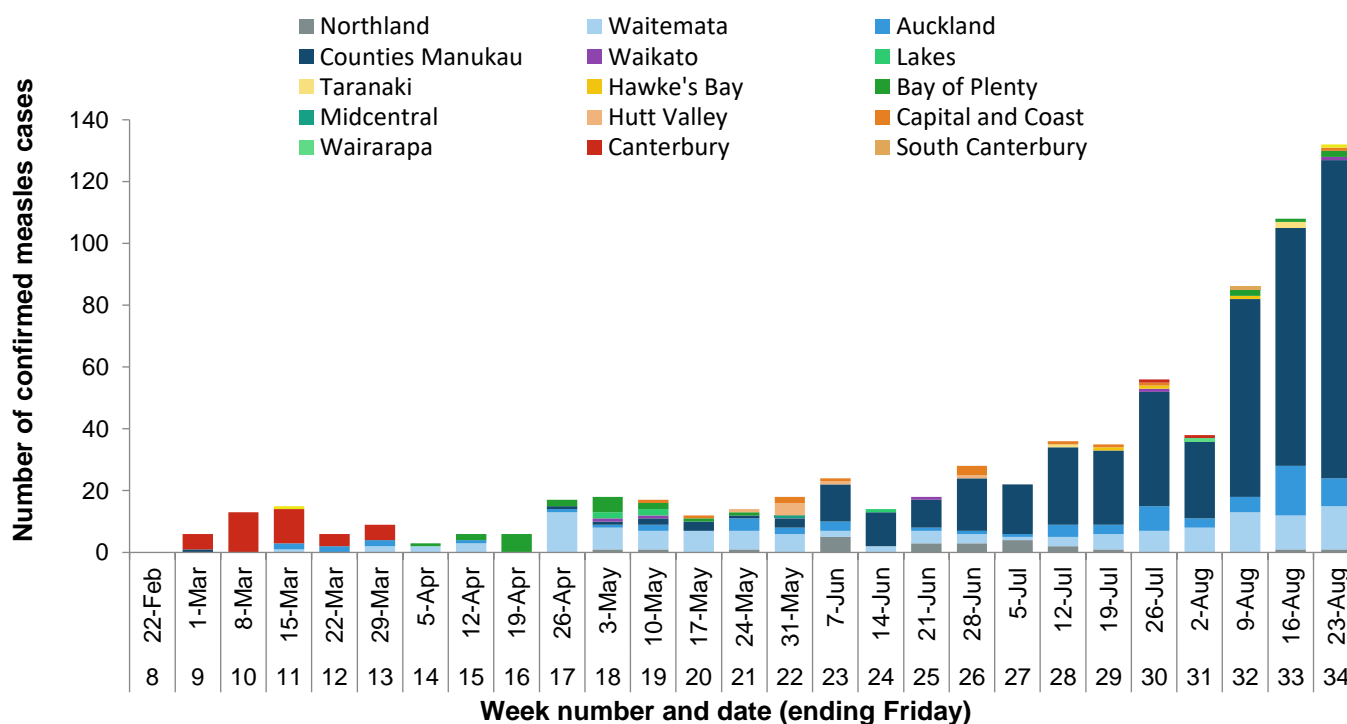
**Figure 1. Number of confirmed measles notifications by week, 1 January–23 August 2019**



**Table1: Number of confirmed measles cases for Week 33–34/2019 and cumulative number of cases for 2019 by district health board**

District health board	Surveillance Week 33	Surveillance Week 34	Cumulative total 2019
Northland	1	1	23
Waitemata	11	14	126
Auckland	16	9	71
Counties Manukau	77	103	432
Waikato	0	1	17
Lakes	0	0	5
Bay of Plenty	1	2	27
Tairāwhiti	0	0	0
Taranaki	2	0	3
Hawke's Bay	0	0	3
Whanganui	0	0	0
MidCentral	0	0	1
Hutt Valley	0	0	7
Capital and Coast	0	1	12
Wairarapa	0	0	1
Nelson Marlborough	0	0	0
West Coast	0	0	0
Canterbury	0	0	41
South Canterbury	0	0	1
Southern	0	1	3
<b>Total</b>	<b>108</b>	<b>132</b>	<b>773</b>

**Figure 2: Number of confirmed cases by week and DHB, 16 February–23 August 2019**



**Table 2. Number of confirmed measles cases for Week 34/2019 and cumulative number of cases and hospitalisations for 2019 by age group**

Age group	Surveillance Week 34	Cumulative total 2019	Number of hospitalisations 2019
<15 months	23	153	96
15 months–3 years	14	83	36
4–9 years	1	34	4
10–19 years	24	161	39
20–29 years	47	222	70
30–49 years	20	107	28
50+ years	3	13	9
<b>Total</b>	<b>132</b>	<b>773</b>	<b>282</b>

**Table 3. Number of confirmed measles cases for Week 34/2019 and cumulative number of cases and hospitalisations for 2019 by ethnic group**

Ethnic group (prioritised)	Surveillance Week 34	Cumulative total 2019	Number of hospitalisations 2019
Māori	25	189	77
Pacific peoples	65	285	114
Asian	10	54	14
MELAA <sup>1</sup>	1	5	1
European or Other	22	218	71
Unknown	9	22	5
<b>Total</b>	<b>132</b>	<b>773</b>	<b>282</b>

<sup>1</sup> Middle Eastern/Latin American/African

**Table 4. Immunisation status\* of confirmed cases of measles, 1 January–23 August 2019**

Age group	Not vaccinated <sup>1</sup>	Partially vaccinated <sup>2</sup>	Fully vaccinated <sup>3</sup>	Unknown	Total number of cases
<15 months	149	0	0	4	153
15 months–3 years	69	0	8	6	83
4–9 years	24	2	5	3	34
10–19 years	84	5	12	60	161
20–29 years	66	5	19	132	222
30–49 years	23	6	1	77	107
50+ years	3	1	0	9	13
<b>Total</b>	<b>418</b>	<b>19</b>	<b>45</b>	<b>291</b>	<b>773</b>

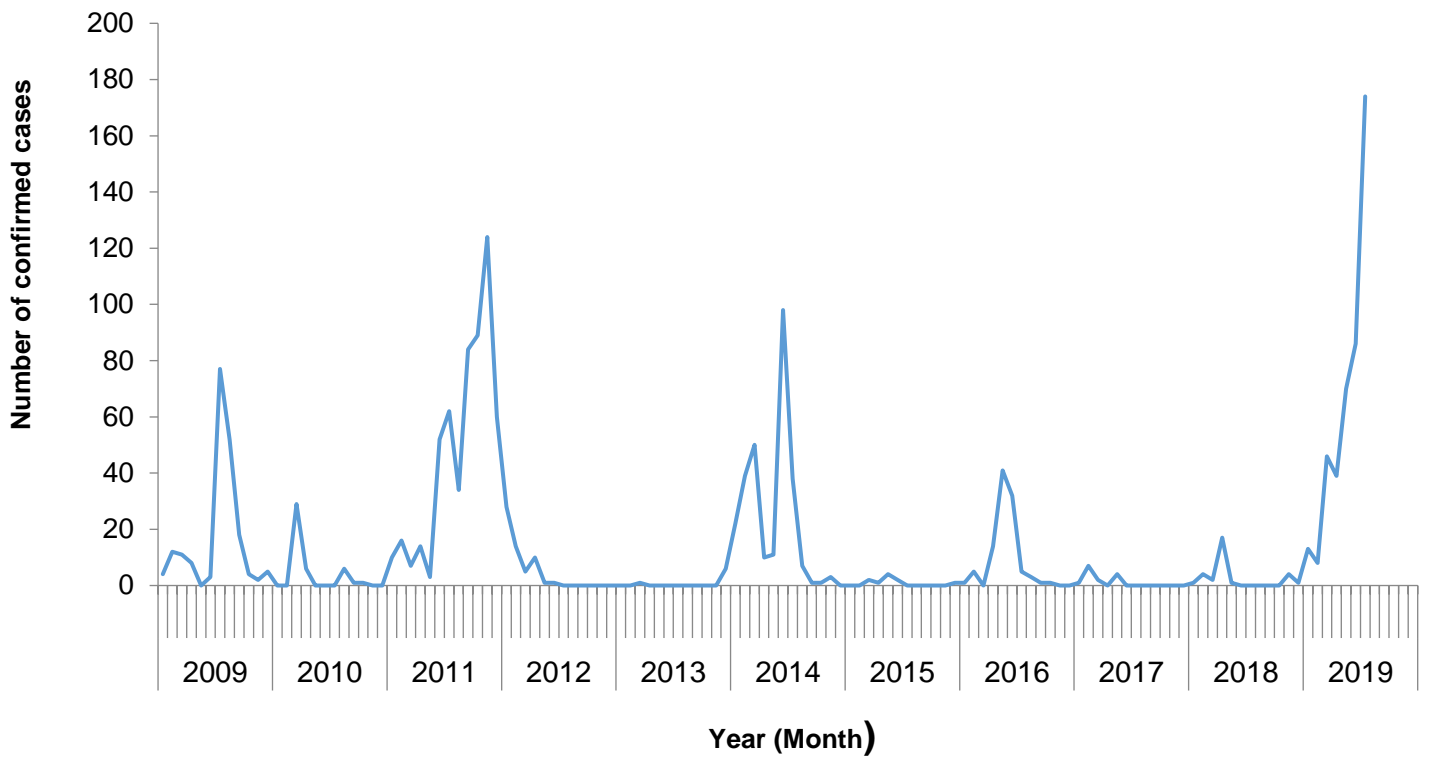
\***Note:** Immunisation status in EpiSurv is based on either documentation or patient/caregiver recall.

<sup>1</sup> **Not vaccinated:** A person who was reported not to have received any doses of vaccine, or a person who was reported to have received one dose of vaccine within 14 days of the onset of disease. (Includes 16 cases in the < 3 years age groups who received one dose of vaccine in the 14 days prior to onset.)

<sup>2</sup> **Partially vaccinated:** A person aged over 4 years who was reported to have received one dose of vaccine.

<sup>3</sup> **Fully vaccinated:** A child aged between 12 months and 4 years who was reported to have received one dose of vaccine or a person aged over 4 years who was reported to have received two doses of vaccine.

Figure 3. Number of measles notifications by month reported, January 2009 to July 2019



## Case classification for measles notification in New Zealand

**Confirmed** A clinically compatible illness that is laboratory-confirmed or epidemiologically-linked to a confirmed case.

**Probable** A clinically compatible illness.

**Under investigation** A case that has been notified, but information is not yet available to classify it as probable or confirmed.

**Note:** Any notifications that are found to be due to a vaccine strain are considered not to be measles cases and are removed from the analysis.

### Clinical description

An illness characterised by **all** of the following:

1. generalised maculopapular rash, starting on the head and neck
2. fever (at least 38°C if measured) present at the time of rash onset
3. cough or coryza or conjunctivitis or Koplik's spots present at the time of rash onset.

### Laboratory test for diagnosis

If the case **received a vaccine** containing the measles virus in the 6 weeks prior to symptom onset then **laboratory confirmation requires**:

- evidence of infection with a wild-type virus strain obtained through genetic characterisation.

If the case **did not receive a vaccine** containing the measles virus in the 6 weeks prior to symptom onset, then **laboratory confirmation requires** at least one of the following:

- detection of IgM antibody specific to the virus
- IgG seroconversion or a significant rise (four-fold or greater) in antibody level for the virus between paired sera tested in parallel where the convalescent serum was collected 10 to 14 days after the acute serum
- isolation of measles virus by culture
- detection of measles virus nucleic acid.

See: <https://www.health.govt.nz/our-work/diseases-and-conditions/communicable-disease-control-manual/measles>