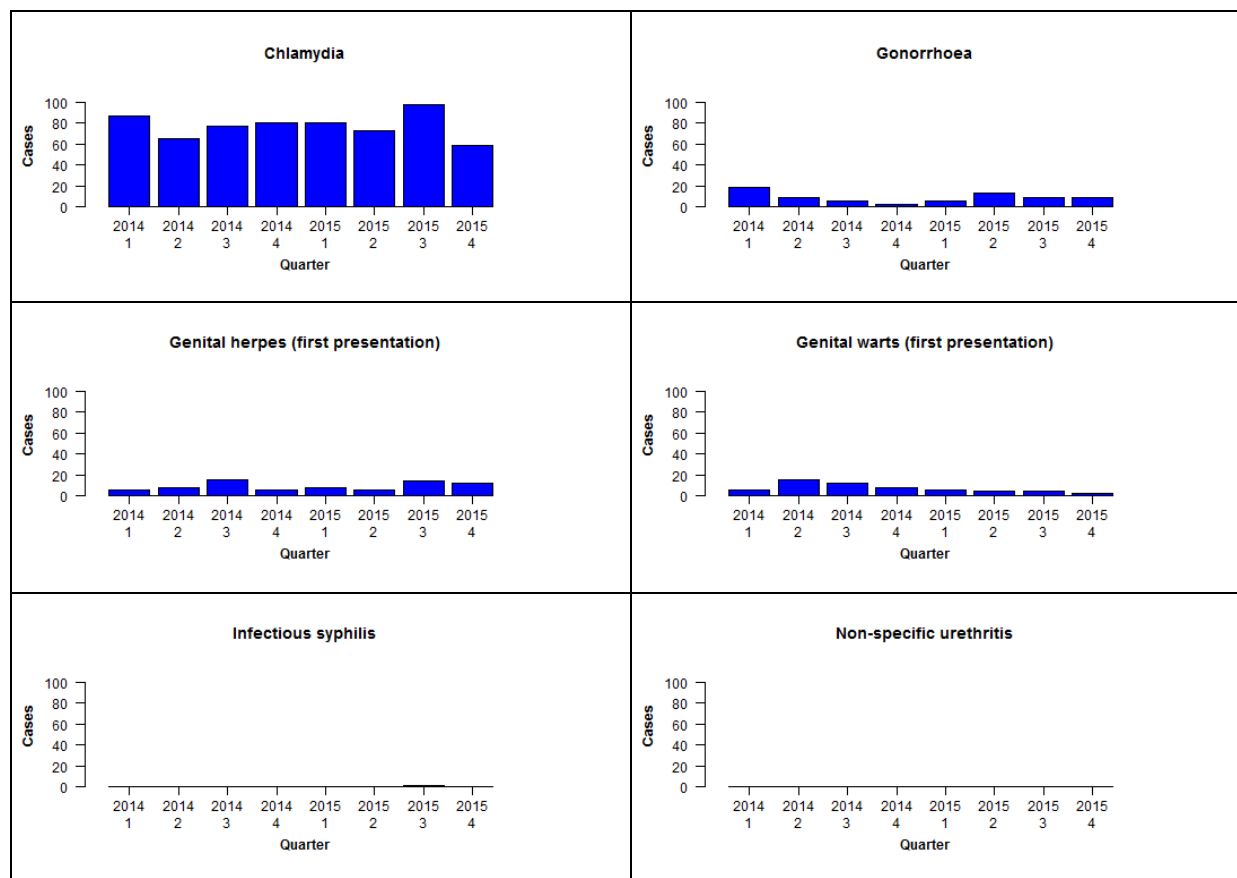


Sexual health clinic (SHC) surveillance of STIs: October-December 2015

Quarterly case counts in participating SHCs by disease, January 2014 to December 2015



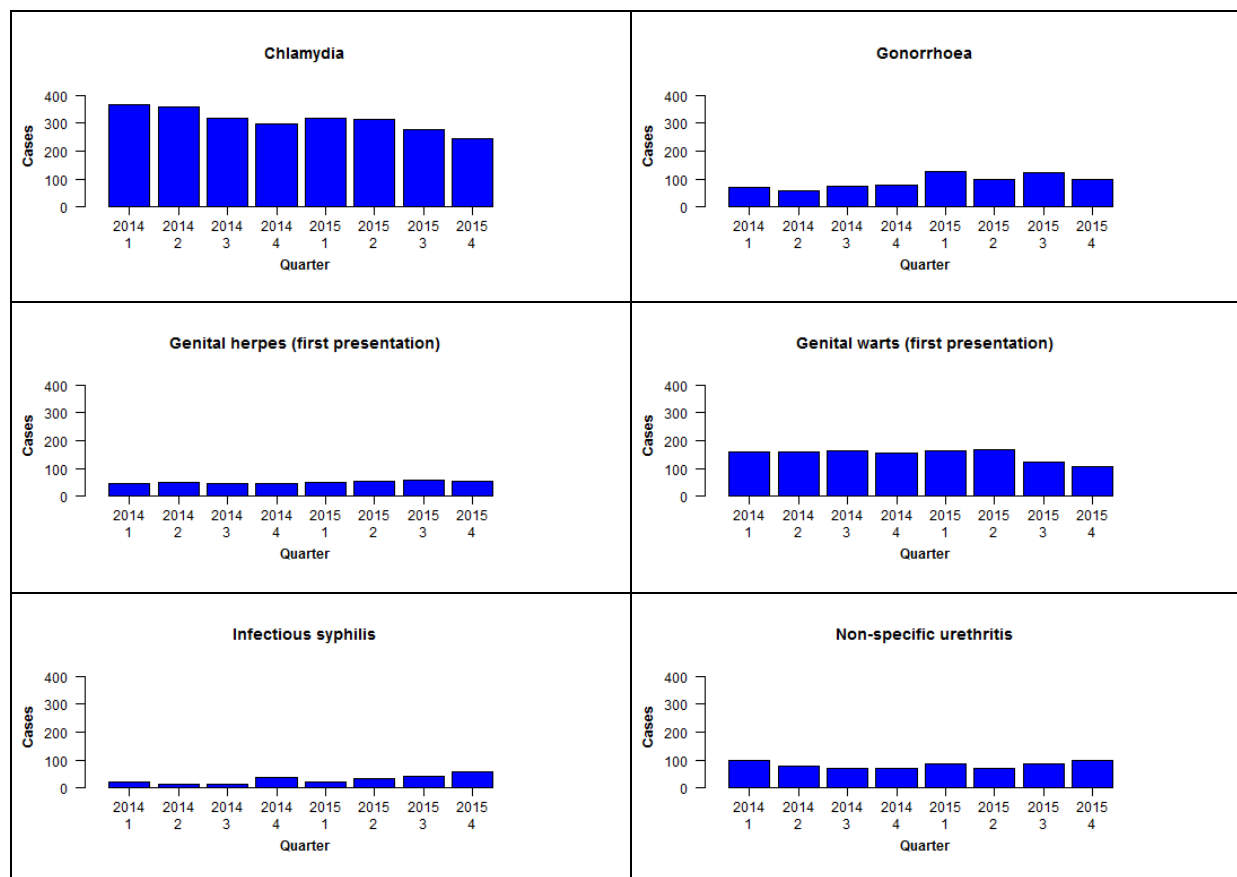
No cases of chancroid, granuloma inguinale or lymphogranuloma venereum were reported during the last quarter

Quarterly case counts in participating SHCs by disease, January 2014 to December 2015

	Q1 2014	Q2 2014	Q3 2014	Q4 2014	Q1 2015	Q2 2015	Q3 2015	Q4 2015
Chlamydia	87	65	77	80	80	73	97	59
Gonorrhoea	18	9	5	2	5	13	9	9
Genital herpes (first presentation)	5	8	15	5	8	5	14	12
Genital warts (first presentation)	6	15	12	8	6	4	4	2
Infectious syphilis	0	0	0	0	0	0	1	0
Non-specific urethritis	0	0	0	0	0	0	0	0

Sexual health clinic (SHC) surveillance of STIs: October-December 2015

Quarterly case counts in participating SHCs by disease, January 2014 to December 2015



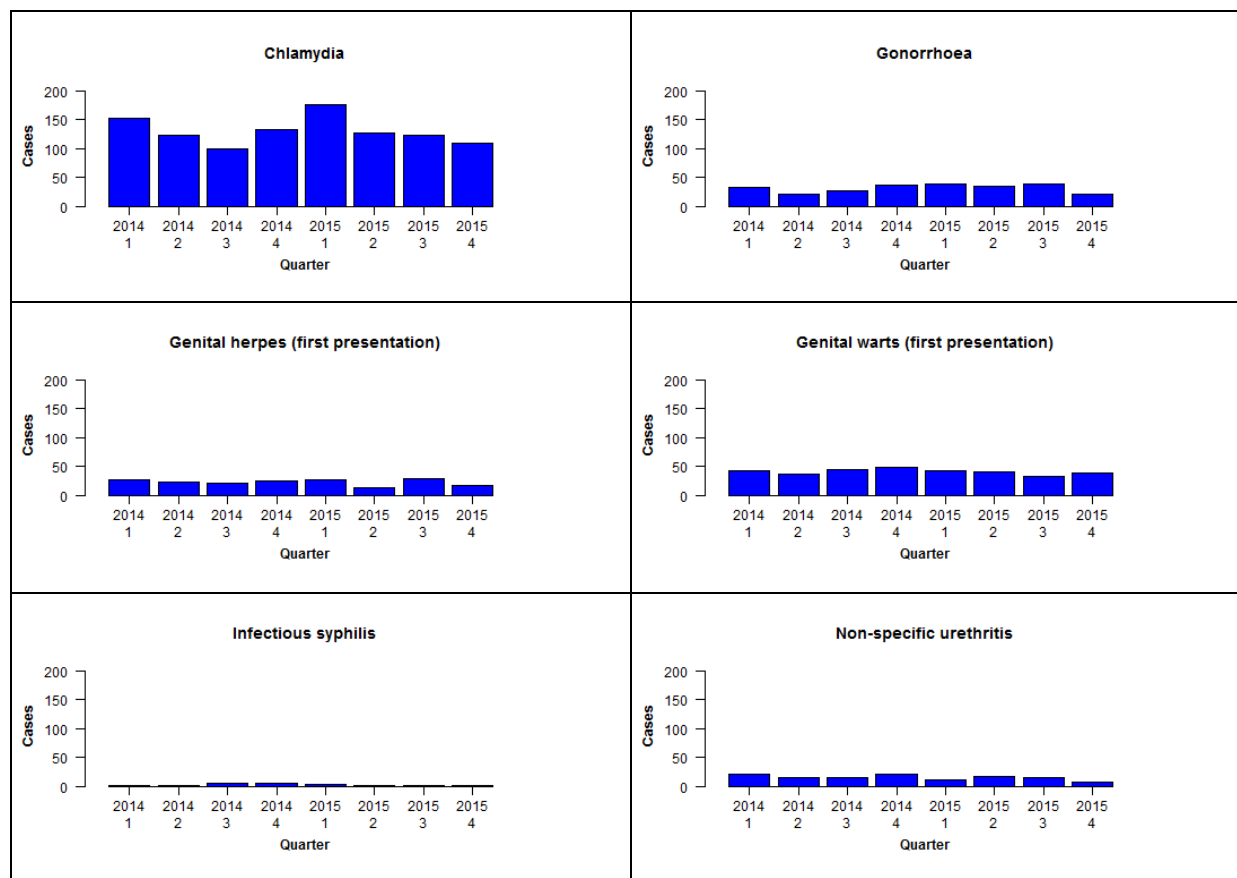
No cases of chancroid, granuloma inguinale or lymphogranuloma venereum were reported during the last quarter

Quarterly case counts in participating SHCs by disease, January 2014 to December 2015

	Q1 2014	Q2 2014	Q3 2014	Q4 2014	Q1 2015	Q2 2015	Q3 2015	Q4 2015
Chlamydia	365	359	319	296	317	314	276	246
Gonorrhoea	71	59	75	76	126	98	121	97
Genital herpes (first presentation)	45	50	47	47	48	55	58	53
Genital warts (first presentation)	158	158	163	156	165	168	121	107
Infectious syphilis	21	14	14	36	21	33	39	57
Non-specific urethritis	100	79	71	69	84	69	85	98

Sexual health clinic (SHC) surveillance of STIs: October-December 2015

Quarterly case counts in participating SHCs by disease, January 2014 to December 2015



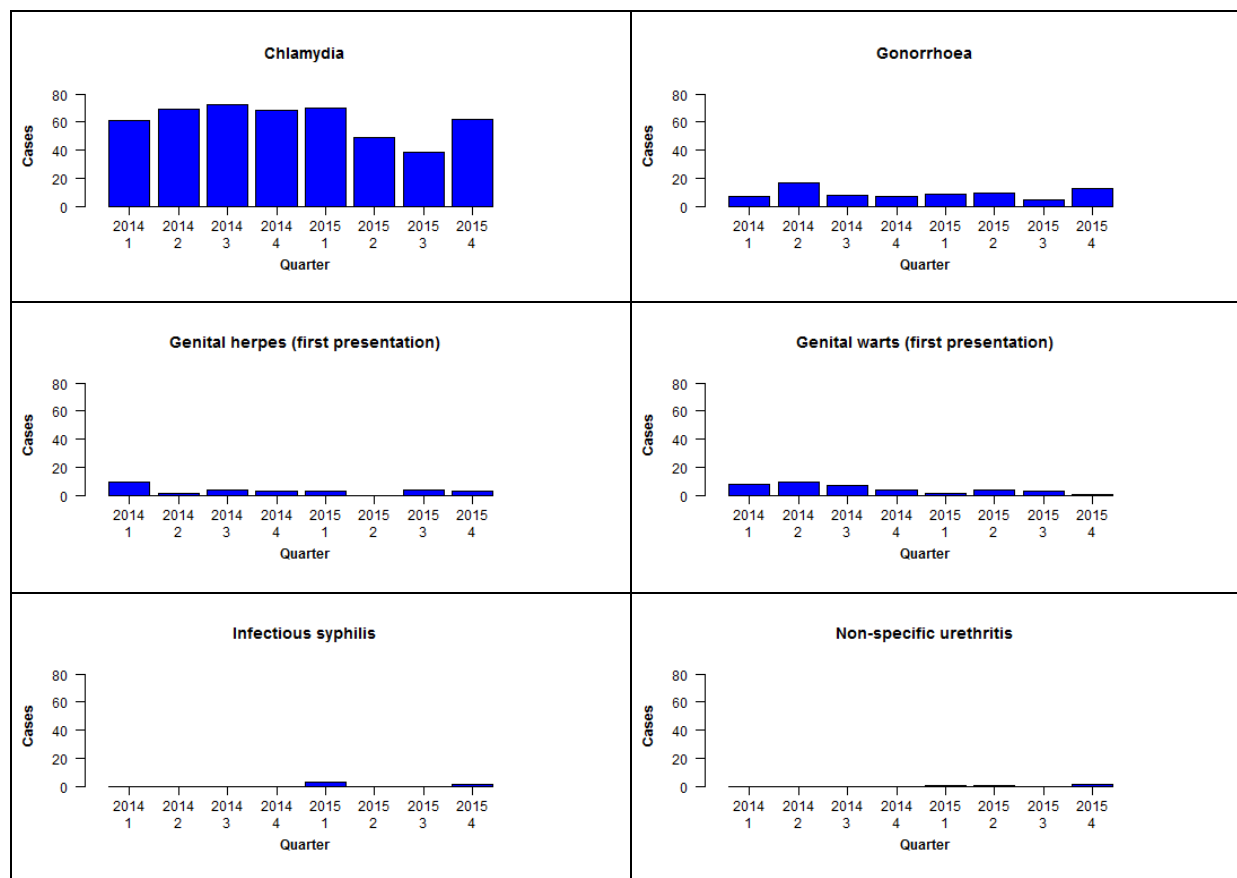
No cases of chancroid, granuloma inguinale or lymphogranuloma venereum were reported during the last quarter

Quarterly case counts in participating SHCs by disease, January 2014 to December 2015

	Q1 2014	Q2 2014	Q3 2014	Q4 2014	Q1 2015	Q2 2015	Q3 2015	Q4 2015
Chlamydia	153	123	100	132	175	127	123	109
Gonorrhoea	34	21	28	38	40	35	39	22
Genital herpes (first presentation)	27	23	22	25	27	13	29	17
Genital warts (first presentation)	43	38	46	48	43	41	33	39
Infectious syphilis	2	3	5	6	4	2	2	2
Non-specific urethritis	22	15	15	22	12	17	16	7

Sexual health clinic (SHC) surveillance of STIs: October-December 2015

Quarterly case counts in participating SHCs by disease, January 2014 to December 2015



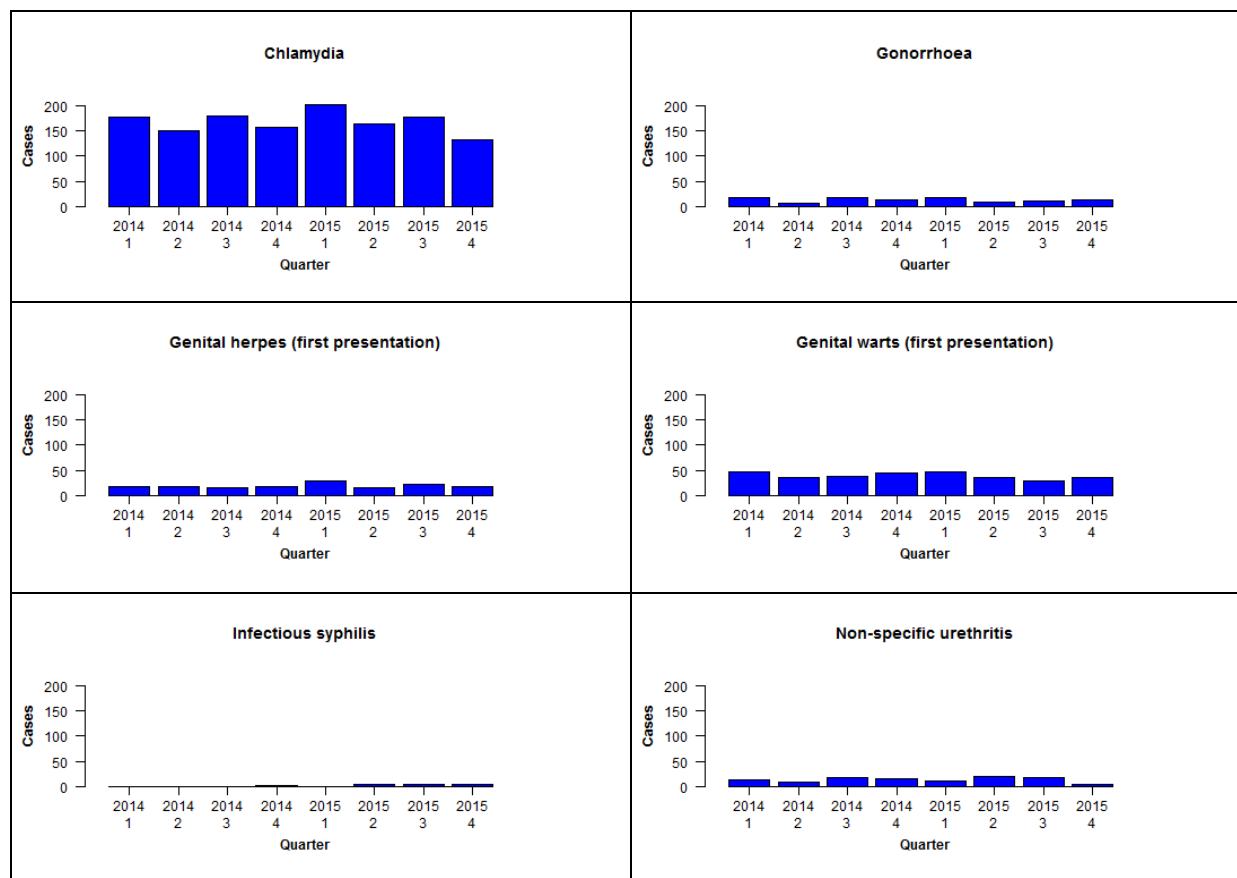
No cases of chancroid, granuloma inguinale or lymphogranuloma venereum were reported during the last quarter

Quarterly case counts in participating SHCs by disease, January 2014 to December 2015

	Q1 2014	Q2 2014	Q3 2014	Q4 2014	Q1 2015	Q2 2015	Q3 2015	Q4 2015
Chlamydia	61	69	72	68	70	49	39	62
Gonorrhoea	7	17	8	7	9	10	5	13
Genital herpes (first presentation)	10	2	4	3	3	0	4	3
Genital warts (first presentation)	8	10	7	4	2	4	3	1
Infectious syphilis	0	0	0	0	3	0	0	2
Non-specific urethritis	0	0	0	0	1	1	0	2

Sexual health clinic (SHC) surveillance of STIs: October-December 2015

Quarterly case counts in participating SHCs by disease, January 2014 to December 2015



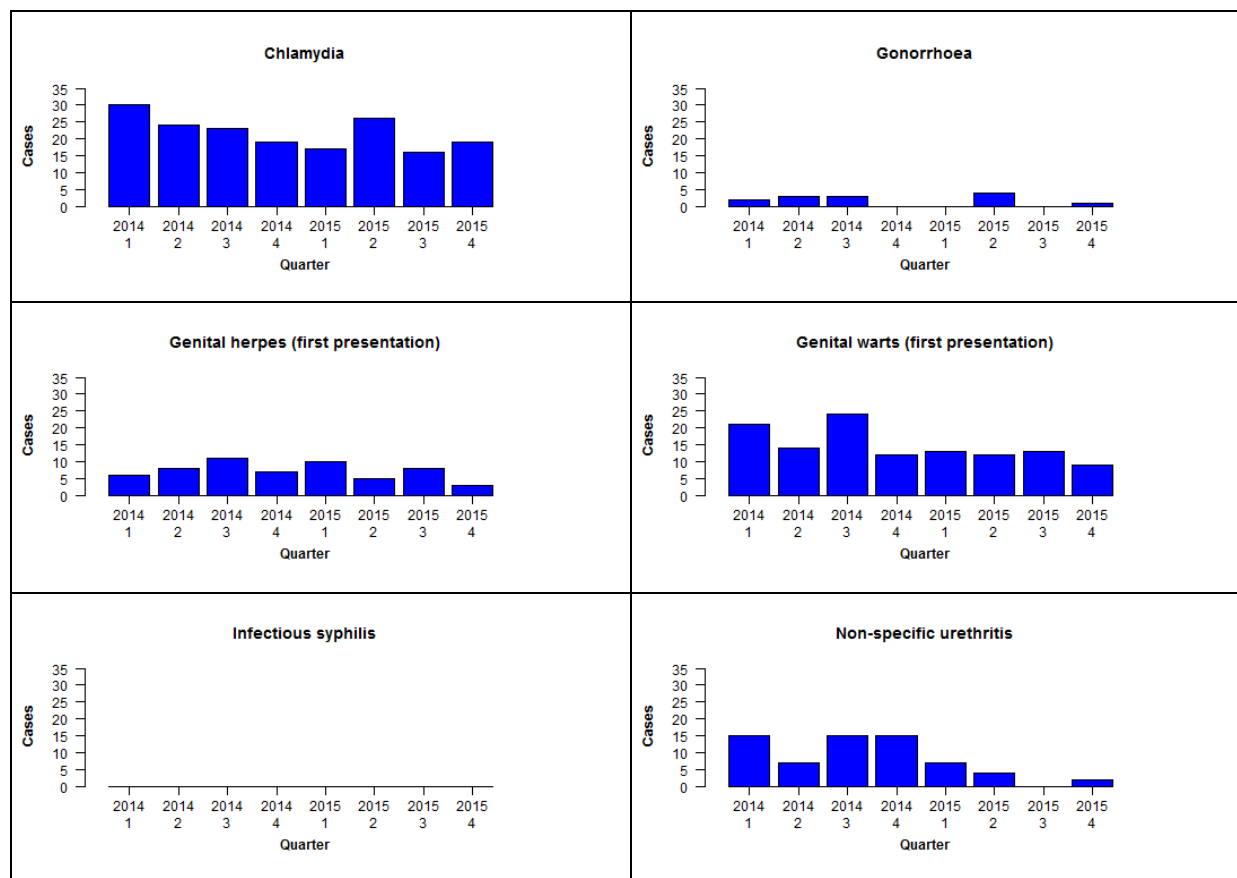
No cases of chancroid, granuloma inguinale or lymphogranuloma venereum were reported during the last quarter

Quarterly case counts in participating SHCs by disease, January 2014 to December 2015

	Q1 2014	Q2 2014	Q3 2014	Q4 2014	Q1 2015	Q2 2015	Q3 2015	Q4 2015
Chlamydia	177	151	180	158	201	163	177	132
Gonorrhoea	17	6	19	13	17	10	11	13
Genital herpes (first presentation)	18	18	15	17	29	16	23	17
Genital warts (first presentation)	48	36	39	45	47	37	30	36
Infectious syphilis	1	1	0	3	1	4	4	4
Non-specific urethritis	13	9	18	16	12	21	18	5

Sexual health clinic (SHC) surveillance of STIs: October-December 2015

Quarterly case counts in participating SHCs by disease, January 2014 to December 2015



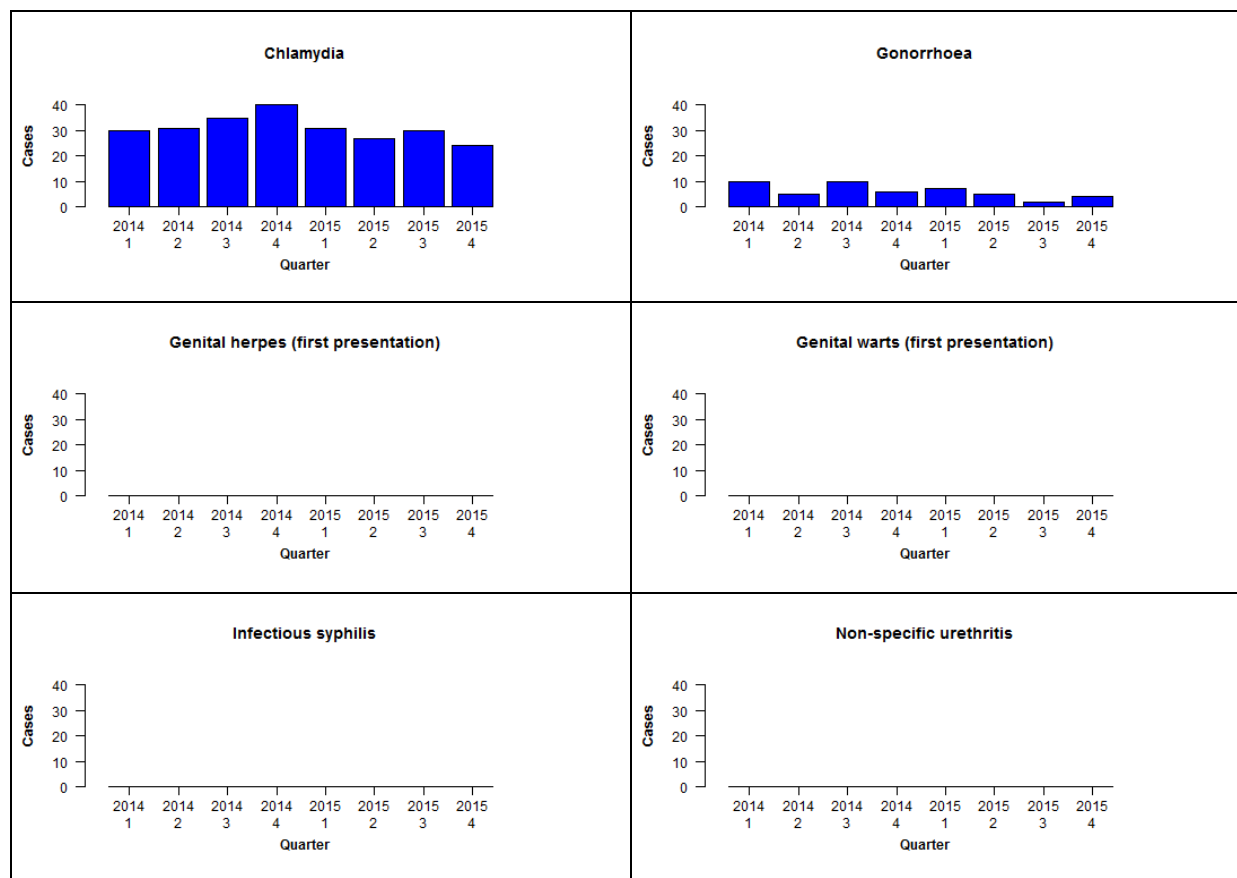
No cases of chancroid, granuloma inguinale or lymphogranuloma venereum were reported during the last quarter

Quarterly case counts in participating SHCs by disease, January 2014 to December 2015

	Q1 2014	Q2 2014	Q3 2014	Q4 2014	Q1 2015	Q2 2015	Q3 2015	Q4 2015
Chlamydia	30	24	23	19	17	26	16	19
Gonorrhoea	2	3	3	0	0	4	0	1
Genital herpes (first presentation)	6	8	11	7	10	5	8	3
Genital warts (first presentation)	21	14	24	12	13	12	13	9
Infectious syphilis	0	0	0	0	0	0	0	0
Non-specific urethritis	15	7	15	15	7	4	0	2

Sexual health clinic (SHC) surveillance of STIs: October-December 2015

Quarterly case counts in participating SHCs by disease, January 2014 to December 2015



No cases of chancroid, granuloma inguinale or lymphogranuloma venereum were reported during the last quarter

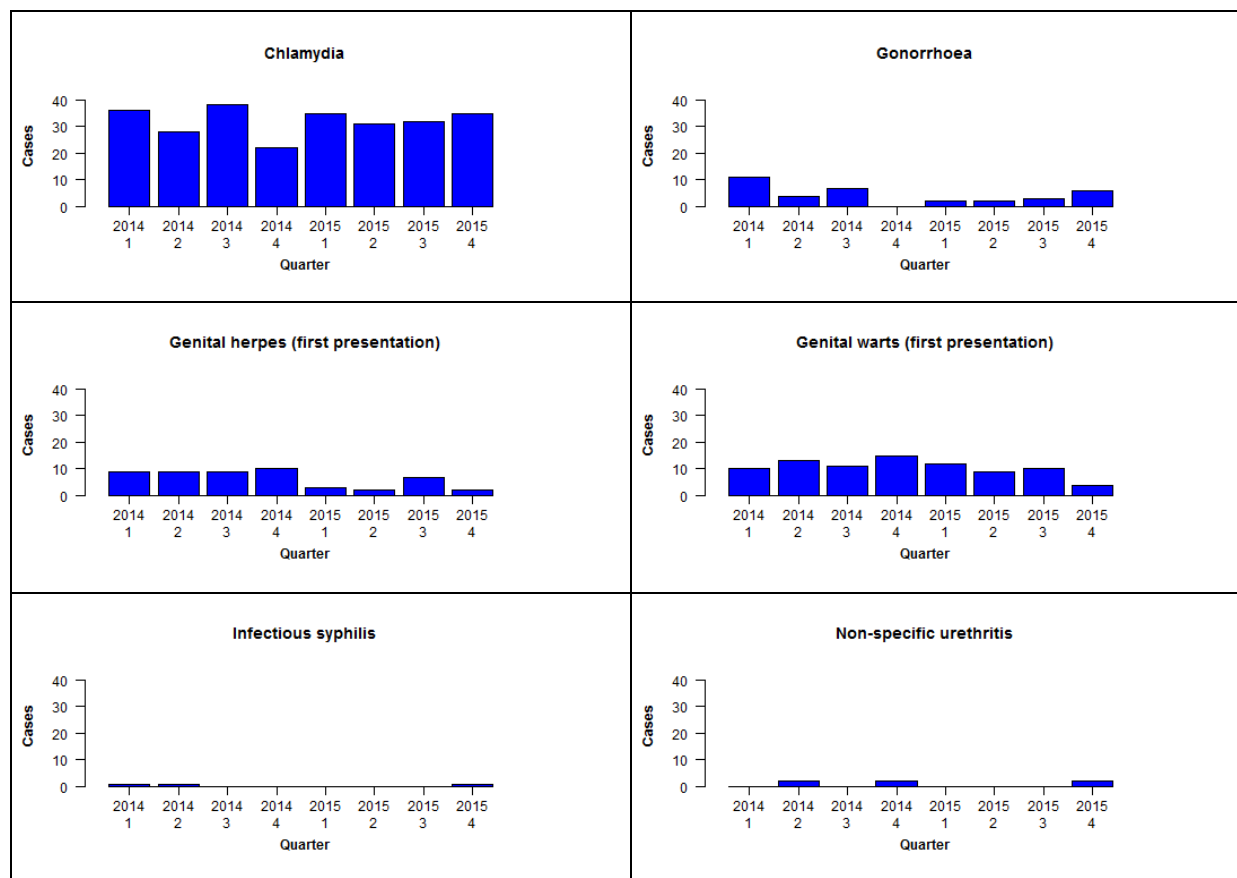
Note: Quarter 4 numbers are slightly lower than usual as Gisborne SHC had a change in computer systems during this quarter.

Quarterly case counts in participating SHCs by disease, January 2014 to December 2015

	Q1 2014	Q2 2014	Q3 2014	Q4 2014	Q1 2015	Q2 2015	Q3 2015	Q4 2015
Chlamydia	30	31	35	40	31	27	30	24
Gonorrhoea	10	5	10	6	7	5	2	4
Genital herpes (first presentation)	0	0	0	0	0	0	0	0
Genital warts (first presentation)	0	0	0	0	0	0	0	0
Infectious syphilis	0	0	0	0	0	0	0	0
Non-specific urethritis	0	0	0	0	0	0	0	0

Sexual health clinic (SHC) surveillance of STIs: October-December 2015

Quarterly case counts in participating SHCs by disease, January 2014 to December 2015



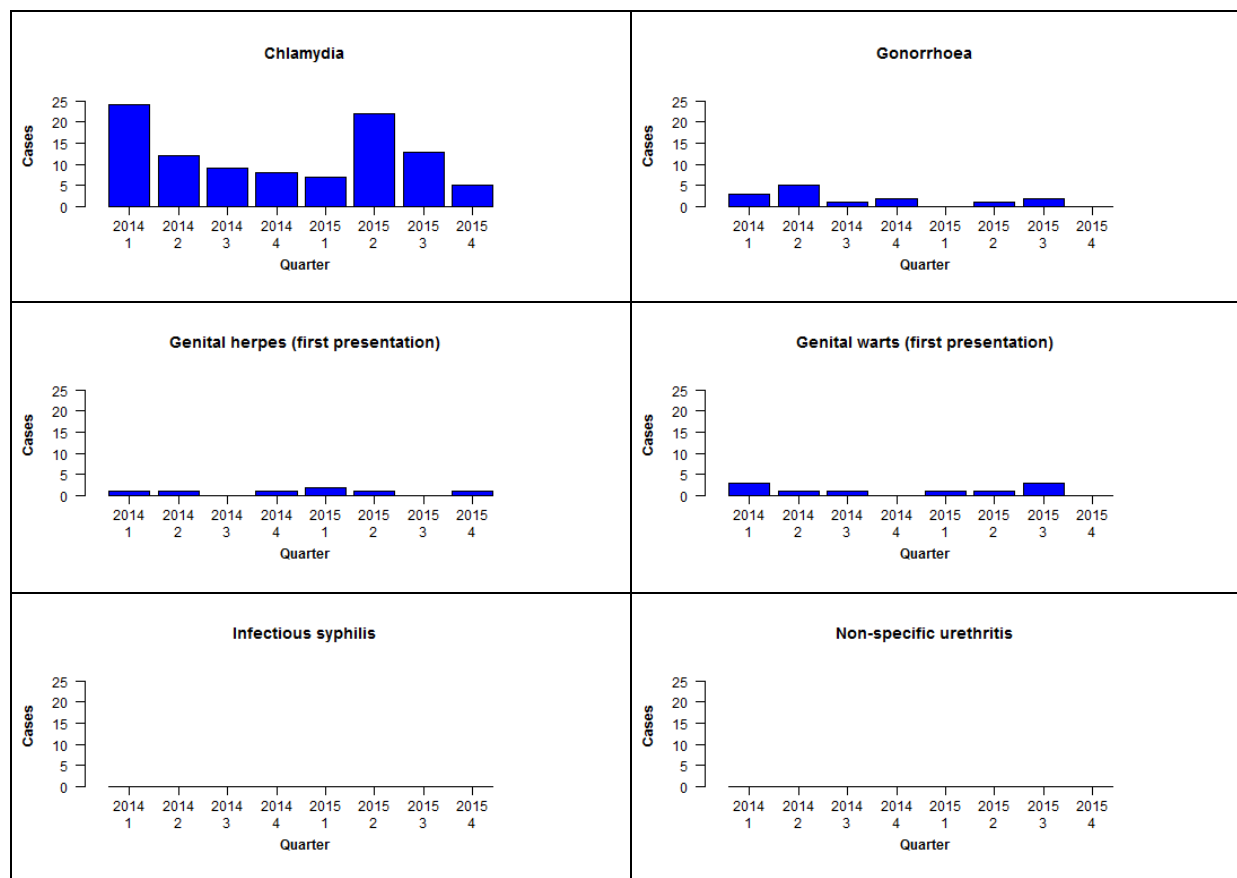
No cases of chancroid, granuloma inguinale or lymphogranuloma venereum were reported during the last quarter

Quarterly case counts in participating SHCs by disease, January 2014 to December 2015

	Q1 2014	Q2 2014	Q3 2014	Q4 2014	Q1 2015	Q2 2015	Q3 2015	Q4 2015
Chlamydia	36	28	38	22	35	31	32	35
Gonorrhoea	11	4	7	0	2	2	3	6
Genital herpes (first presentation)	9	9	9	10	3	2	7	2
Genital warts (first presentation)	10	13	11	15	12	9	10	4
Infectious syphilis	1	1	0	0	0	0	0	1
Non-specific urethritis	0	2	0	2	0	0	0	2

Sexual health clinic (SHC) surveillance of STIs: October-December 2015

Quarterly case counts in participating SHCs by disease, January 2014 to December 2015



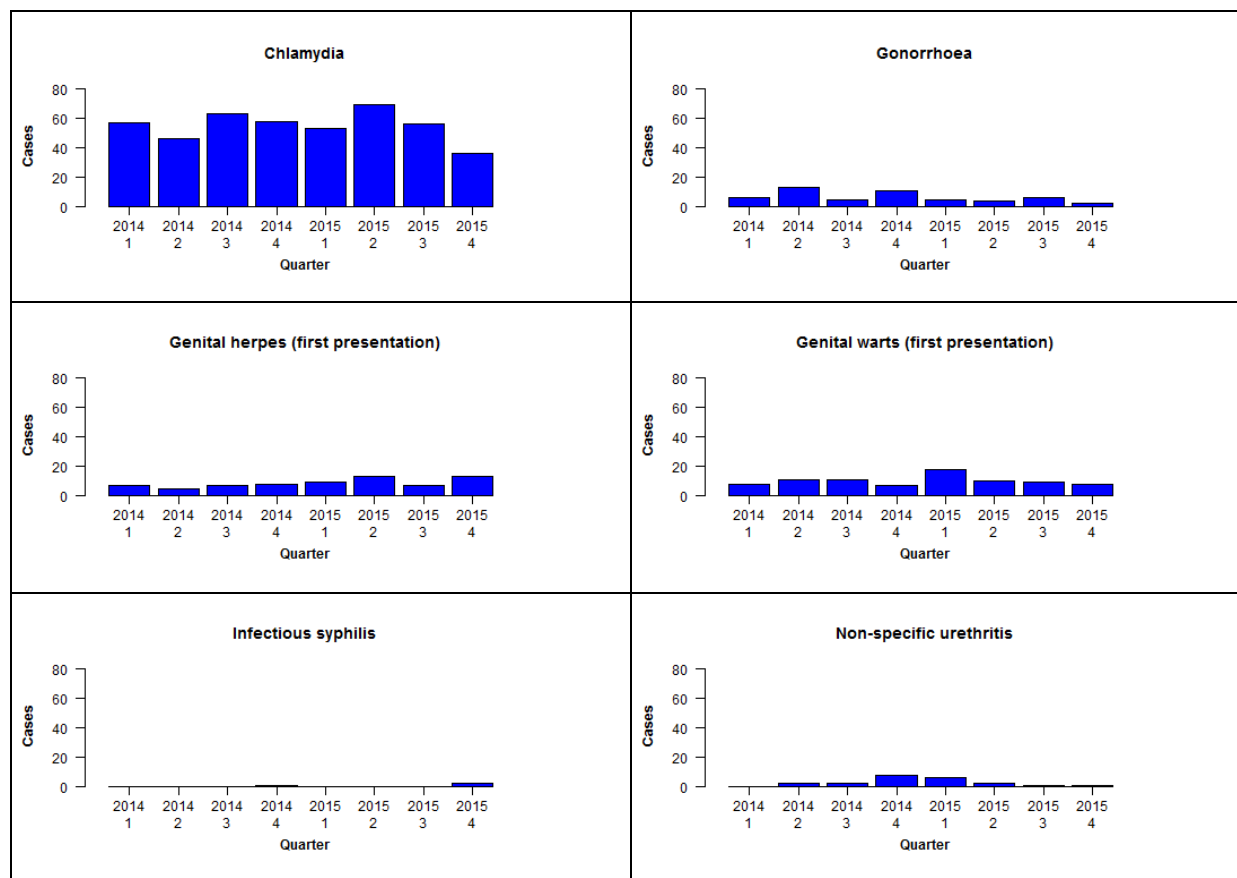
No cases of chancroid, granuloma inguinale or lymphogranuloma venereum were reported during the last quarter

Quarterly case counts in participating SHCs by disease, January 2014 to December 2015

	Q1 2014	Q2 2014	Q3 2014	Q4 2014	Q1 2015	Q2 2015	Q3 2015	Q4 2015
Chlamydia	24	12	9	8	7	22	13	5
Gonorrhoea	3	5	1	2	0	1	2	0
Genital herpes (first presentation)	1	1	0	1	2	1	0	1
Genital warts (first presentation)	3	1	1	0	1	1	3	0
Infectious syphilis	0	0	0	0	0	0	0	0
Non-specific urethritis	0	0	0	0	0	0	0	0

Sexual health clinic (SHC) surveillance of STIs: October-December 2015

Quarterly case counts in participating SHCs by disease, January 2014 to December 2015



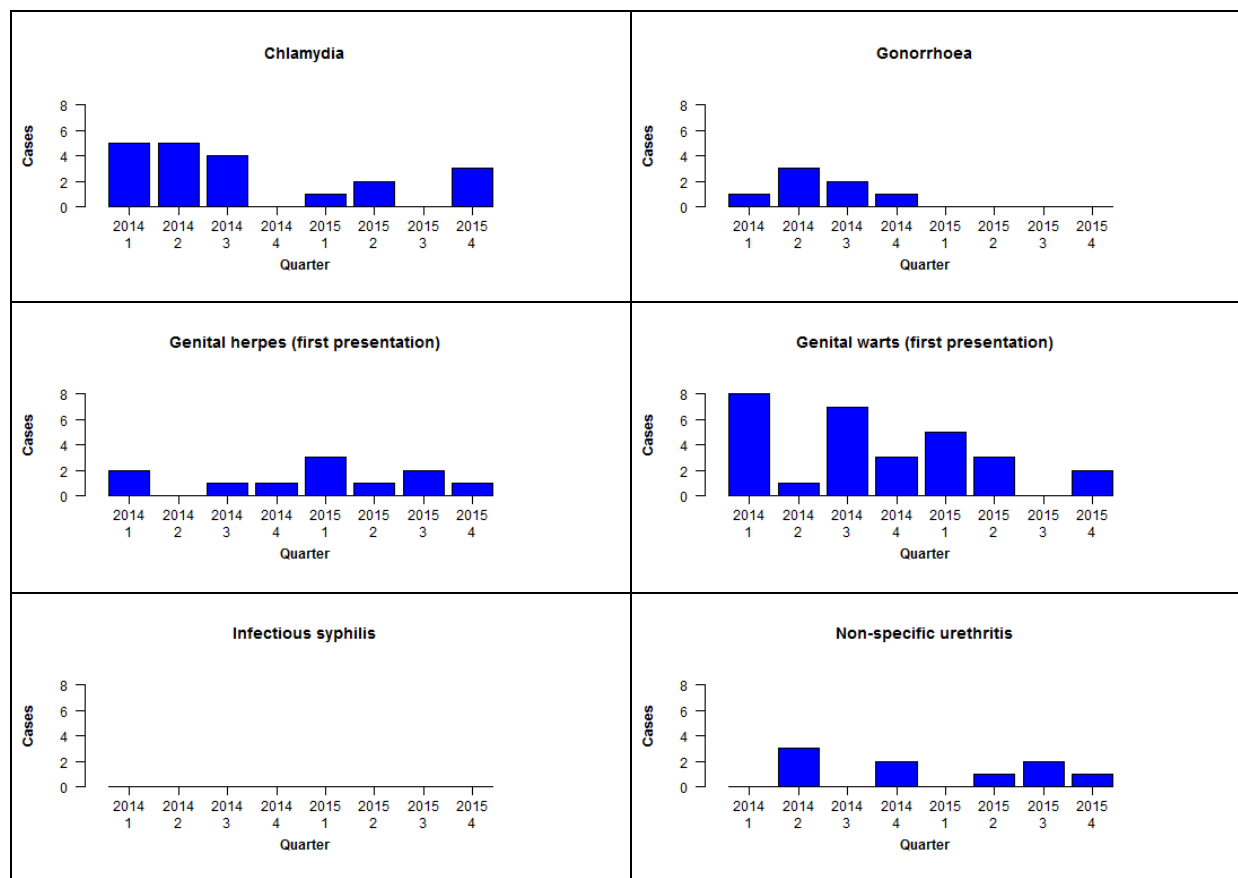
No cases of chancroid, granuloma inguinale or lymphogranuloma venereum were reported during the last quarter

Quarterly case counts in participating SHCs by disease, January 2014 to December 2015

	Q1 2014	Q2 2014	Q3 2014	Q4 2014	Q1 2015	Q2 2015	Q3 2015	Q4 2015
Chlamydia	57	46	63	58	53	69	56	36
Gonorrhoea	6	13	5	11	5	4	6	2
Genital herpes (first presentation)	7	5	7	8	9	13	7	13
Genital warts (first presentation)	8	11	11	7	18	10	9	8
Infectious syphilis	0	0	0	1	0	0	0	2
Non-specific urethritis	0	2	2	8	6	2	1	1

Sexual health clinic (SHC) surveillance of STIs: October-December 2015

Quarterly case counts in participating SHCs by disease, January 2014 to December 2015



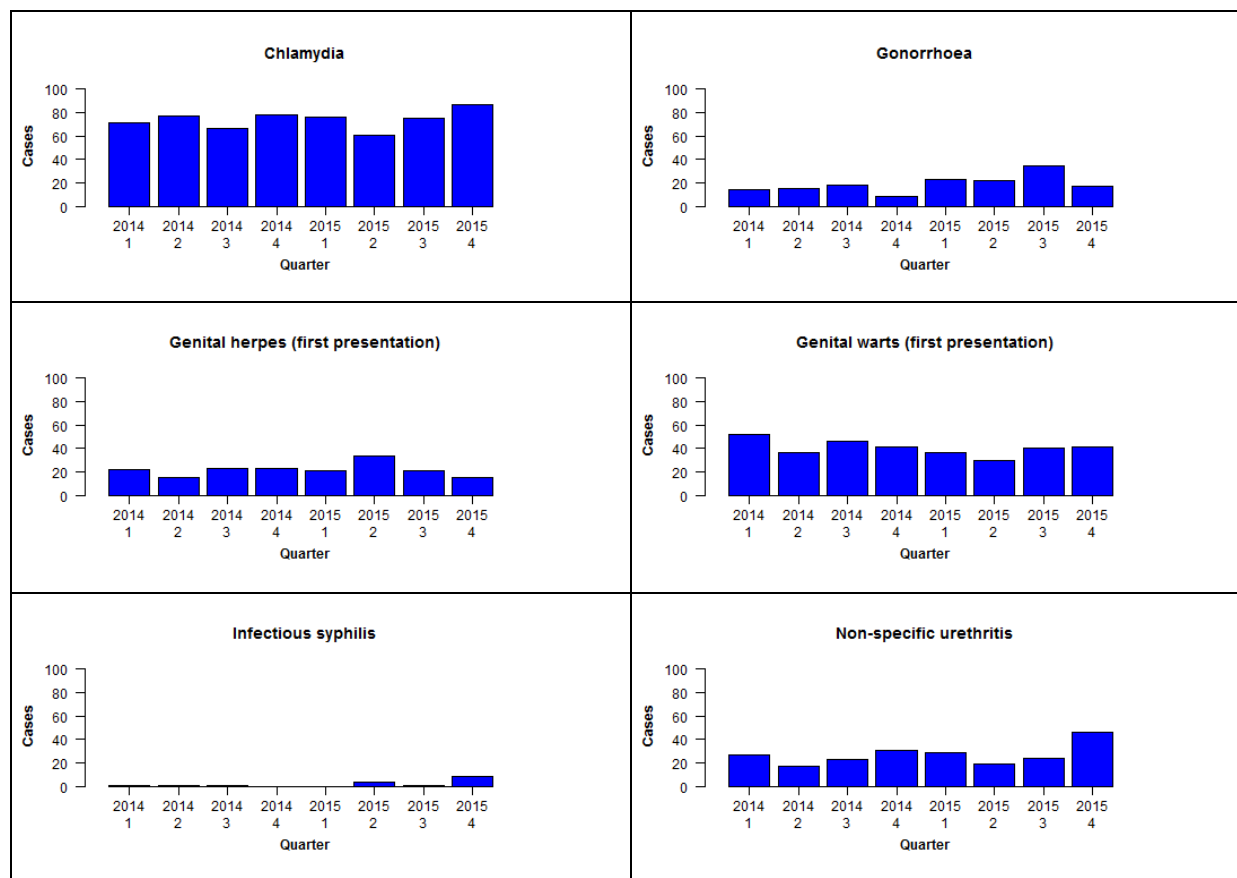
No cases of chancroid, granuloma inguinale or lymphogranuloma venereum were reported during the last quarter

Quarterly case counts in participating SHCs by disease, January 2014 to December 2015

	Q1 2014	Q2 2014	Q3 2014	Q4 2014	Q1 2015	Q2 2015	Q3 2015	Q4 2015
Chlamydia	5	5	4	0	1	2	0	3
Gonorrhoea	1	3	2	1	0	0	0	0
Genital herpes (first presentation)	2	0	1	1	3	1	2	1
Genital warts (first presentation)	8	1	7	3	5	3	0	2
Infectious syphilis	0	0	0	0	0	0	0	0
Non-specific urethritis	0	3	0	2	0	1	2	1

Sexual health clinic (SHC) surveillance of STIs: October-December 2015

Quarterly case counts in participating SHCs by disease, January 2014 to December 2015



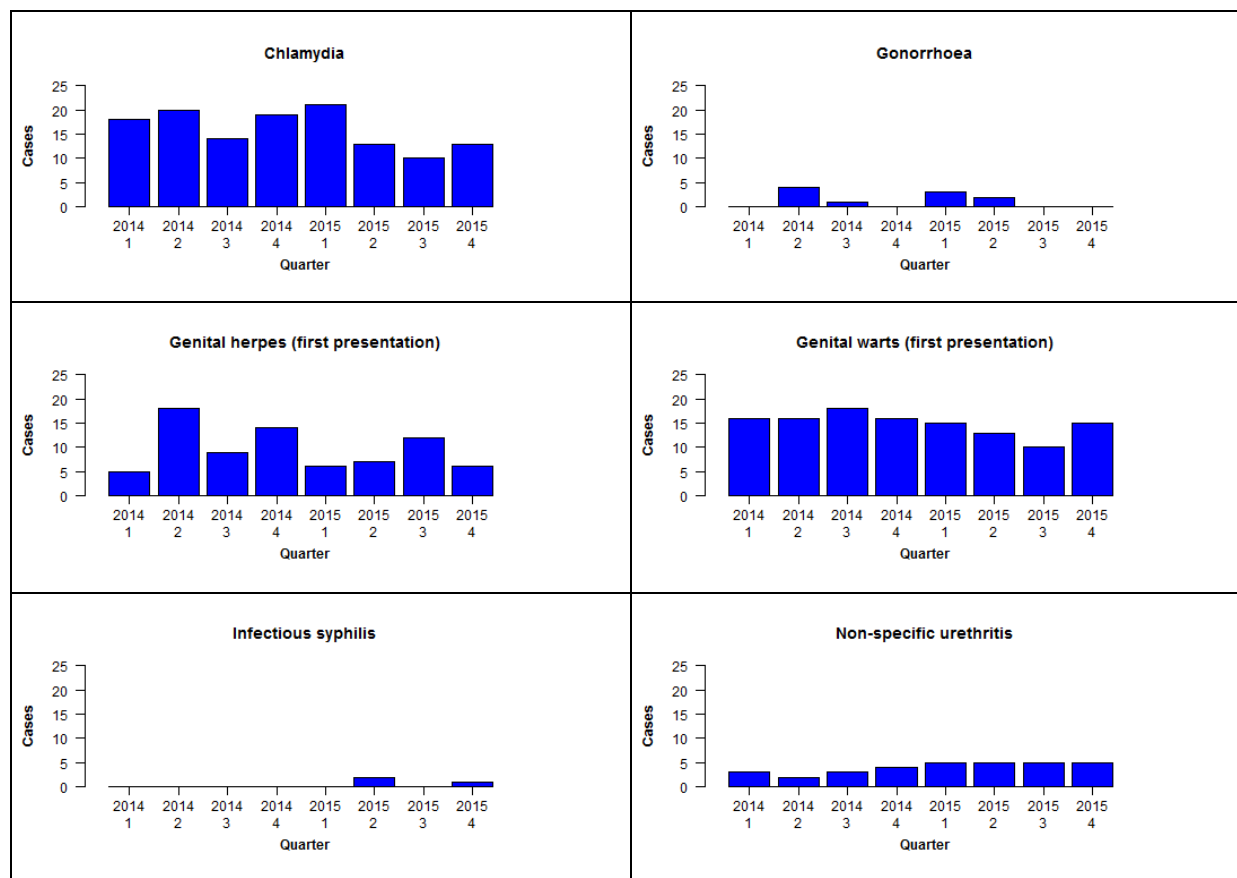
No cases of chancroid, granuloma inguinale or lymphogranuloma venereum were reported during the last quarter

Quarterly case counts in participating SHCs by disease, January 2014 to December 2015

	Q1 2014	Q2 2014	Q3 2014	Q4 2014	Q1 2015	Q2 2015	Q3 2015	Q4 2015
Chlamydia	71	77	66	78	76	61	75	86
Gonorrhoea	14	15	18	9	23	22	35	17
Genital herpes (first presentation)	22	15	23	23	21	34	21	15
Genital warts (first presentation)	52	37	46	41	37	30	40	41
Infectious syphilis	1	1	1	0	0	4	1	9
Non-specific urethritis	27	17	23	31	29	19	24	46

Sexual health clinic (SHC) surveillance of STIs: October-December 2015

Quarterly case counts in participating SHCs by disease, January 2014 to December 2015



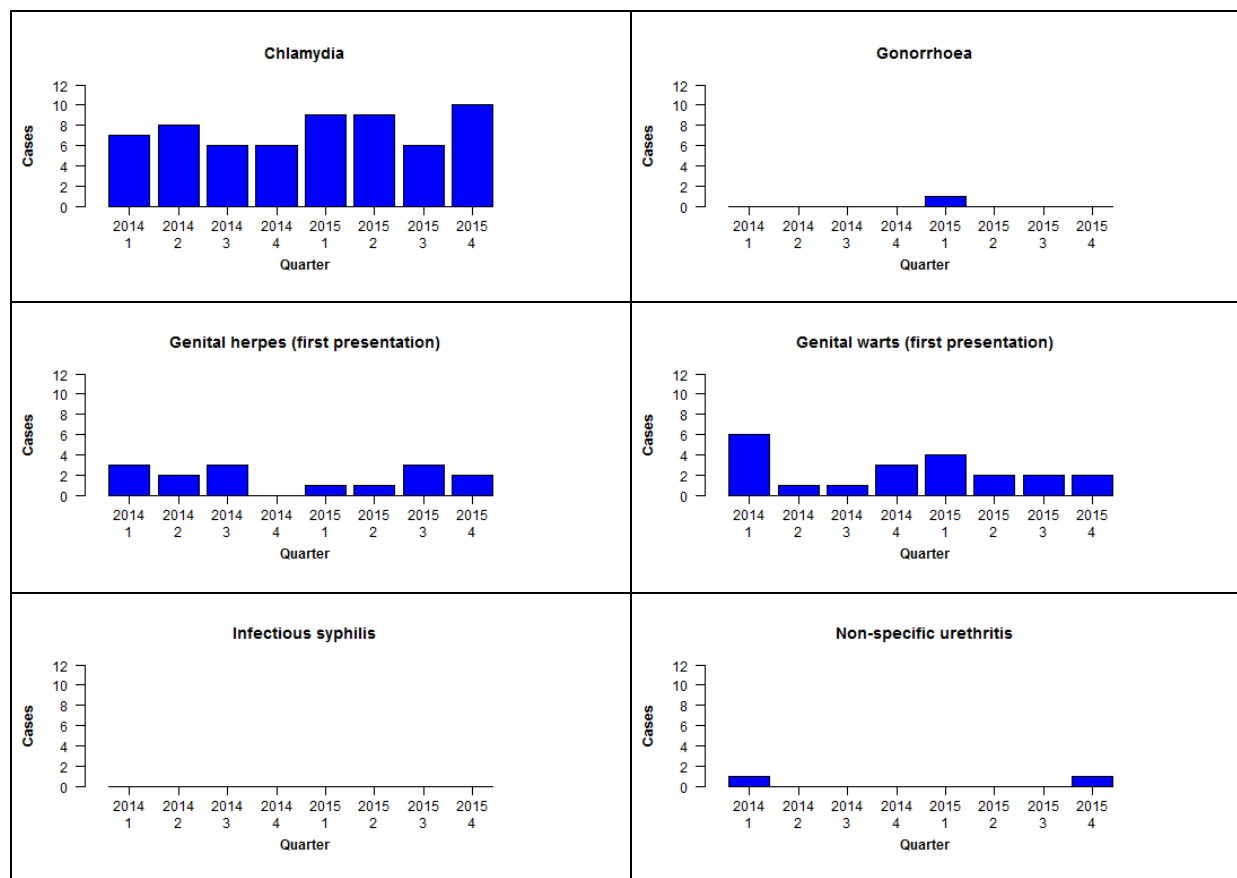
No cases of chancroid, granuloma inguinale or lymphogranuloma venereum were reported during the last quarter

Quarterly case counts in participating SHCs by disease, January 2014 to December 2015

	Q1 2014	Q2 2014	Q3 2014	Q4 2014	Q1 2015	Q2 2015	Q3 2015	Q4 2015
Chlamydia	18	20	14	19	21	13	10	13
Gonorrhoea	0	4	1	0	3	2	0	0
Genital herpes (first presentation)	5	18	9	14	6	7	12	6
Genital warts (first presentation)	16	16	18	16	15	13	10	15
Infectious syphilis	0	0	0	0	0	2	0	1
Non-specific urethritis	3	2	3	4	5	5	5	5

Sexual health clinic (SHC) surveillance of STIs: October-December 2015

Quarterly case counts in participating SHCs by disease, January 2014 to December 2015



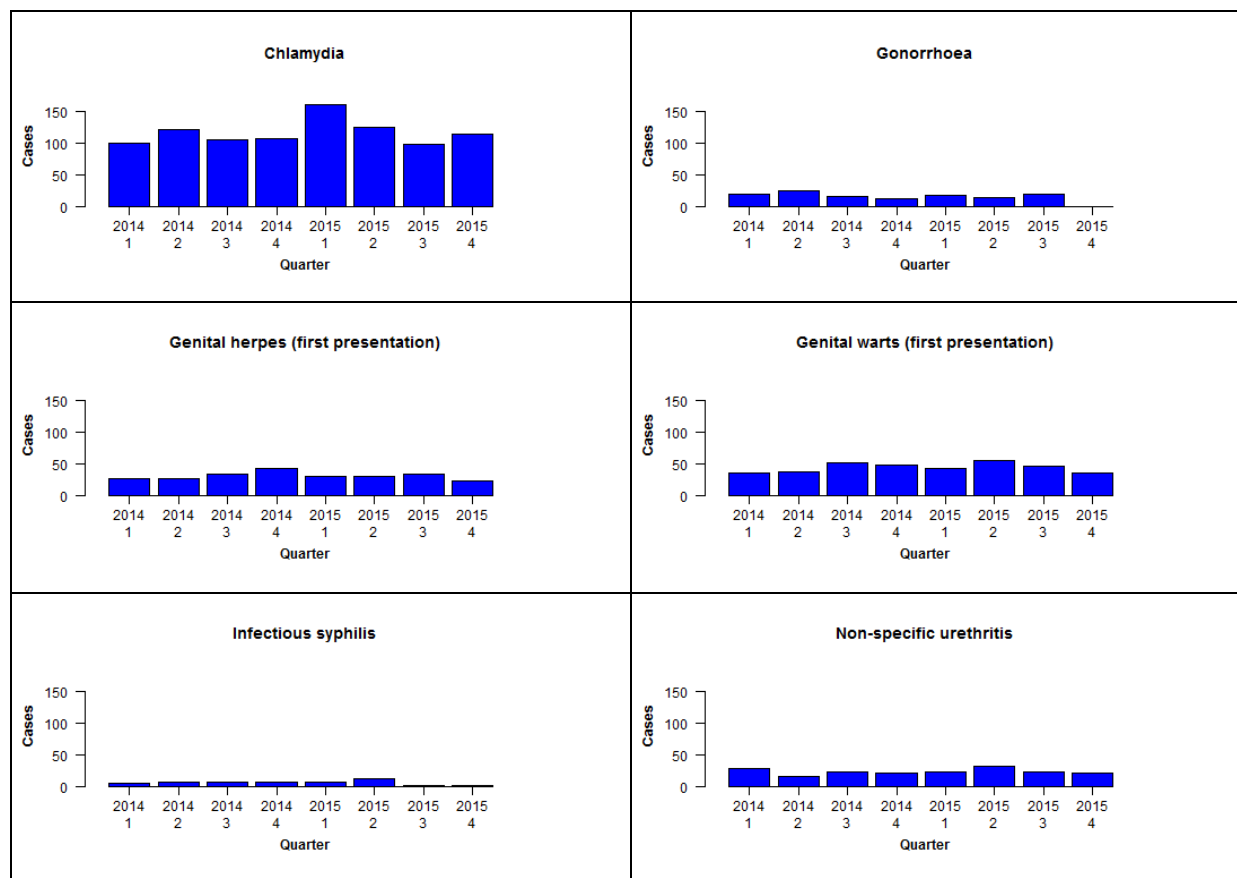
No cases of chancroid, granuloma inguinale or lymphogranuloma venereum were reported during the last quarter

Quarterly case counts in participating SHCs by disease, January 2014 to December 2015

	Q1 2014	Q2 2014	Q3 2014	Q4 2014	Q1 2015	Q2 2015	Q3 2015	Q4 2015
Chlamydia	7	8	6	6	9	9	6	10
Gonorrhoea	0	0	0	0	1	0	0	0
Genital herpes (first presentation)	3	2	3	0	1	1	3	2
Genital warts (first presentation)	6	1	1	3	4	2	2	2
Infectious syphilis	0	0	0	0	0	0	0	0
Non-specific urethritis	1	0	0	0	0	0	0	1

Sexual health clinic (SHC) surveillance of STIs: October-December 2015

Quarterly case counts in participating SHCs by disease, January 2014 to December 2015



No cases of chancroid, granuloma inguinale or lymphogranuloma venereum were reported during the last quarter

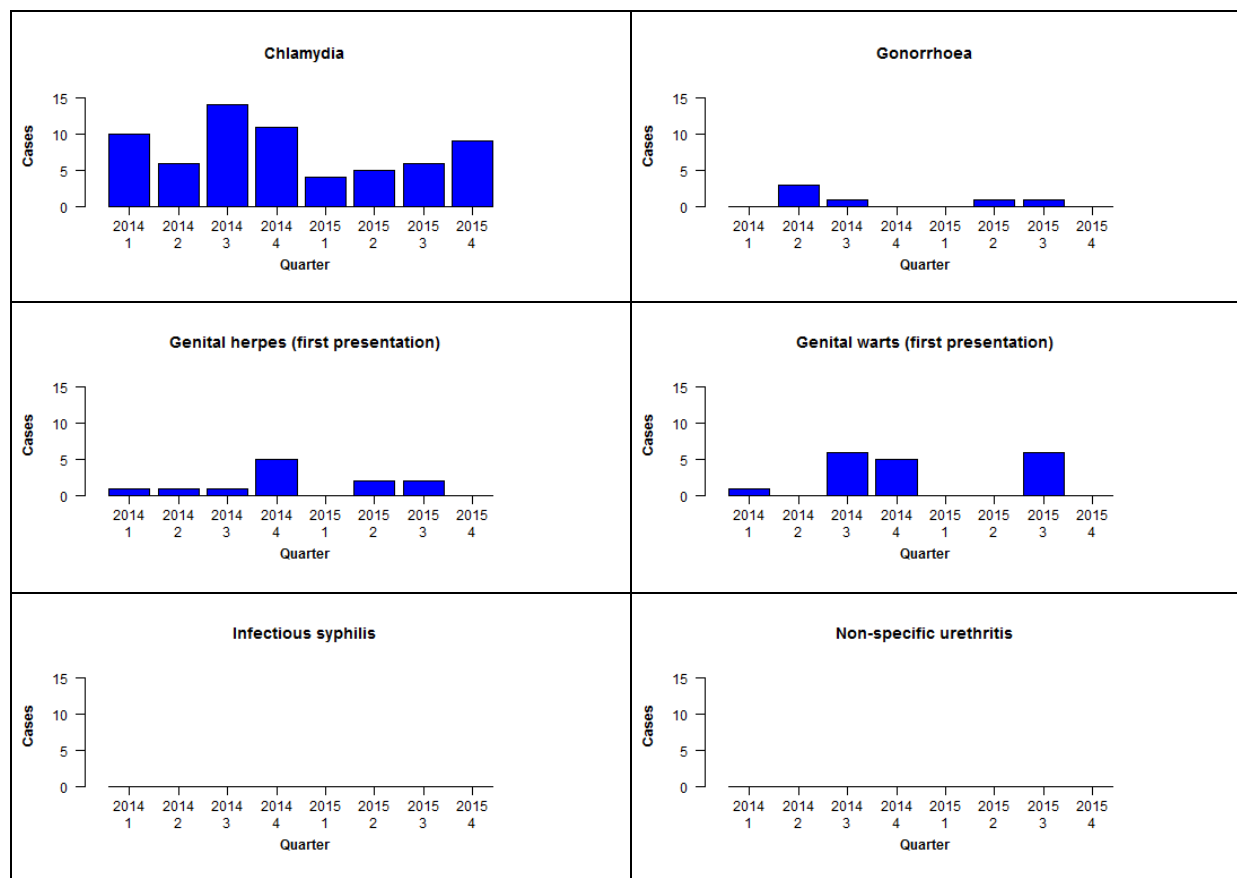
Note: Data was not received from the Ashburton SHC for January 2014 and 2015. This clinic sees only a small number of STI cases each month.

Quarterly case counts in participating SHCs by disease, January 2014 to December 2015

	Q1 2014	Q2 2014	Q3 2014	Q4 2014	Q1 2015	Q2 2015	Q3 2015	Q4 2015
Chlamydia	100	121	105	106	159	124	97	113
Gonorrhoea	19	25	16	13	18	15	20	0
Genital herpes (first presentation)	26	27	33	42	30	30	34	23
Genital warts (first presentation)	36	38	52	48	42	55	46	36
Infectious syphilis	5	7	7	8	7	12	2	2
Non-specific urethritis	28	16	24	22	23	32	24	22

Sexual health clinic (SHC) surveillance of STIs: October-December 2015

Quarterly case counts in participating SHCs by disease, January 2014 to December 2015



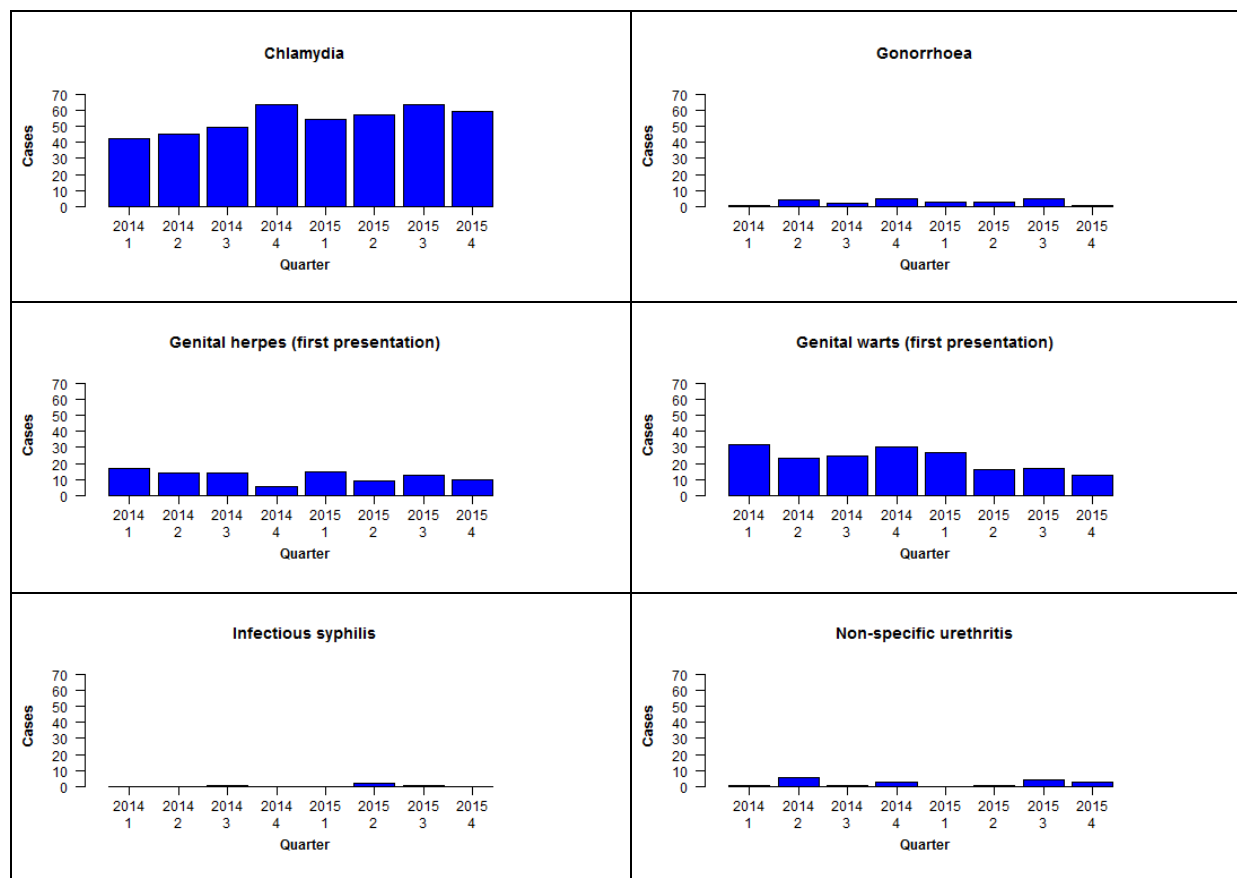
No cases of chancroid, granuloma inguinale or lymphogranuloma venereum were reported during the last quarter

Quarterly case counts in participating SHCs by disease, January 2014 to December 2015

	Q1 2014	Q2 2014	Q3 2014	Q4 2014	Q1 2015	Q2 2015	Q3 2015	Q4 2015
Chlamydia	10	6	14	11	4	5	6	9
Gonorrhoea	0	3	1	0	0	1	1	0
Genital herpes (first presentation)	1	1	1	5	0	2	2	0
Genital warts (first presentation)	1	0	6	5	0	0	6	0
Infectious syphilis	0	0	0	0	0	0	0	0
Non-specific urethritis	0	0	0	0	0	0	0	0

Sexual health clinic (SHC) surveillance of STIs: October-December 2015

Quarterly case counts in participating SHCs by disease, January 2014 to December 2015



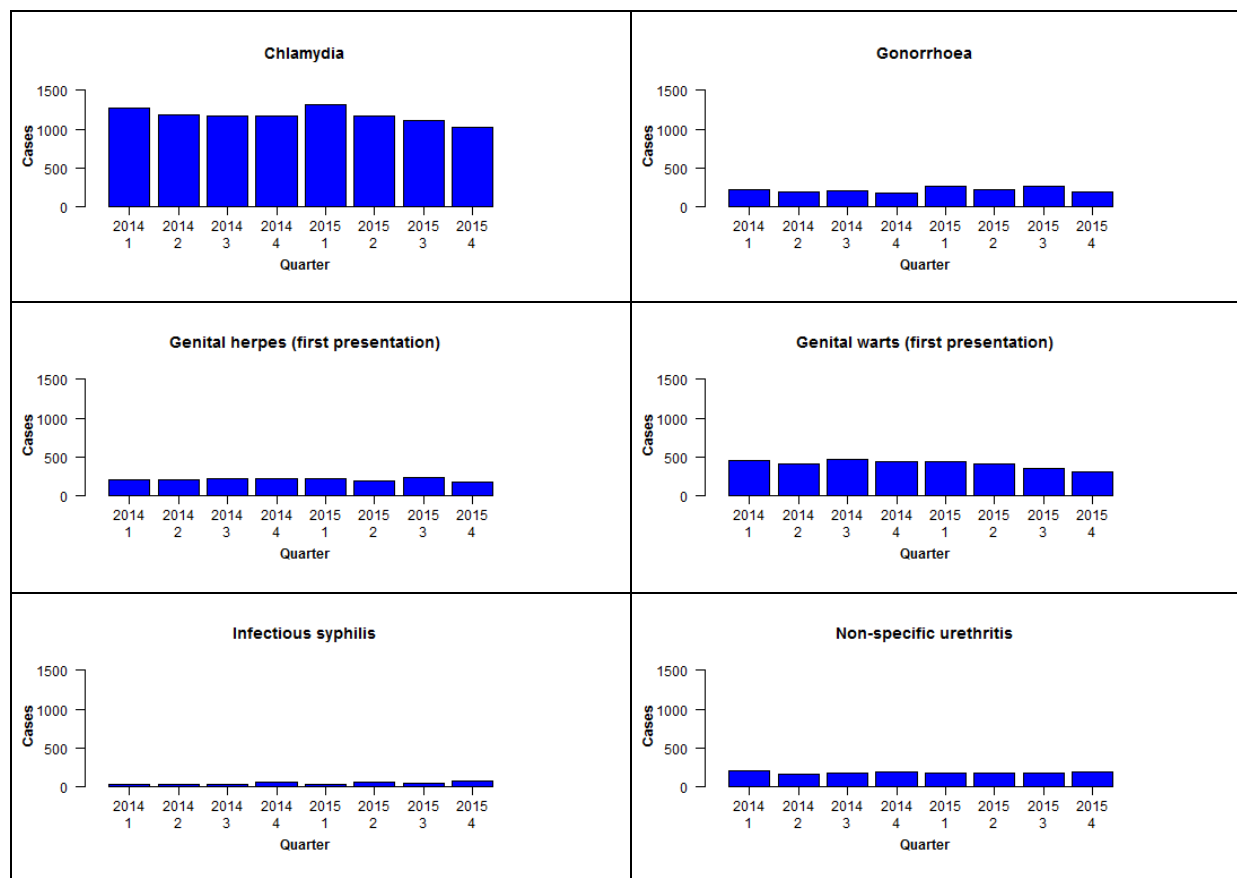
No cases of chancroid, granuloma inguinale or lymphogranuloma venereum were reported during the last quarter

Quarterly case counts in participating SHCs by disease, January 2014 to December 2015

	Q1 2014	Q2 2014	Q3 2014	Q4 2014	Q1 2015	Q2 2015	Q3 2015	Q4 2015
Chlamydia	42	45	49	63	54	57	63	59
Gonorrhoea	1	4	2	5	3	3	5	1
Genital herpes (first presentation)	17	14	14	6	15	9	13	10
Genital warts (first presentation)	32	23	25	30	27	16	17	13
Infectious syphilis	0	0	1	0	0	2	1	0
Non-specific urethritis	1	6	1	3	0	1	4	3

Sexual health clinic (SHC) surveillance of STIs: October-December 2015

Quarterly case counts in participating SHCs by disease, January 2014 to December 2015



No cases of chancroid, granuloma inguinale or lymphogranuloma venereum were reported during the last quarter

Note: Data was not received from the Ashburton SHC for January 2014 and 2015. This clinic sees only a small number of STI cases each month. Quarter 4 numbers are slightly lower than usual as Gisborne SHC had a change in computer systems during this quarter.

Quarterly case counts in participating SHCs by disease, January 2014 to December 2015

	Q1 2014	Q2 2014	Q3 2014	Q4 2014	Q1 2015	Q2 2015	Q3 2015	Q4 2015
Chlamydia	1273	1190	1174	1164	1310	1172	1116	1020
Gonorrhoea	214	196	201	183	259	225	259	185
Genital herpes (first presentation)	204	201	214	214	215	194	237	178
Genital warts (first presentation)	456	412	469	441	437	405	347	315
Infectious syphilis	31	27	28	54	36	59	50	80
Non-specific urethritis	210	158	172	194	179	172	179	195