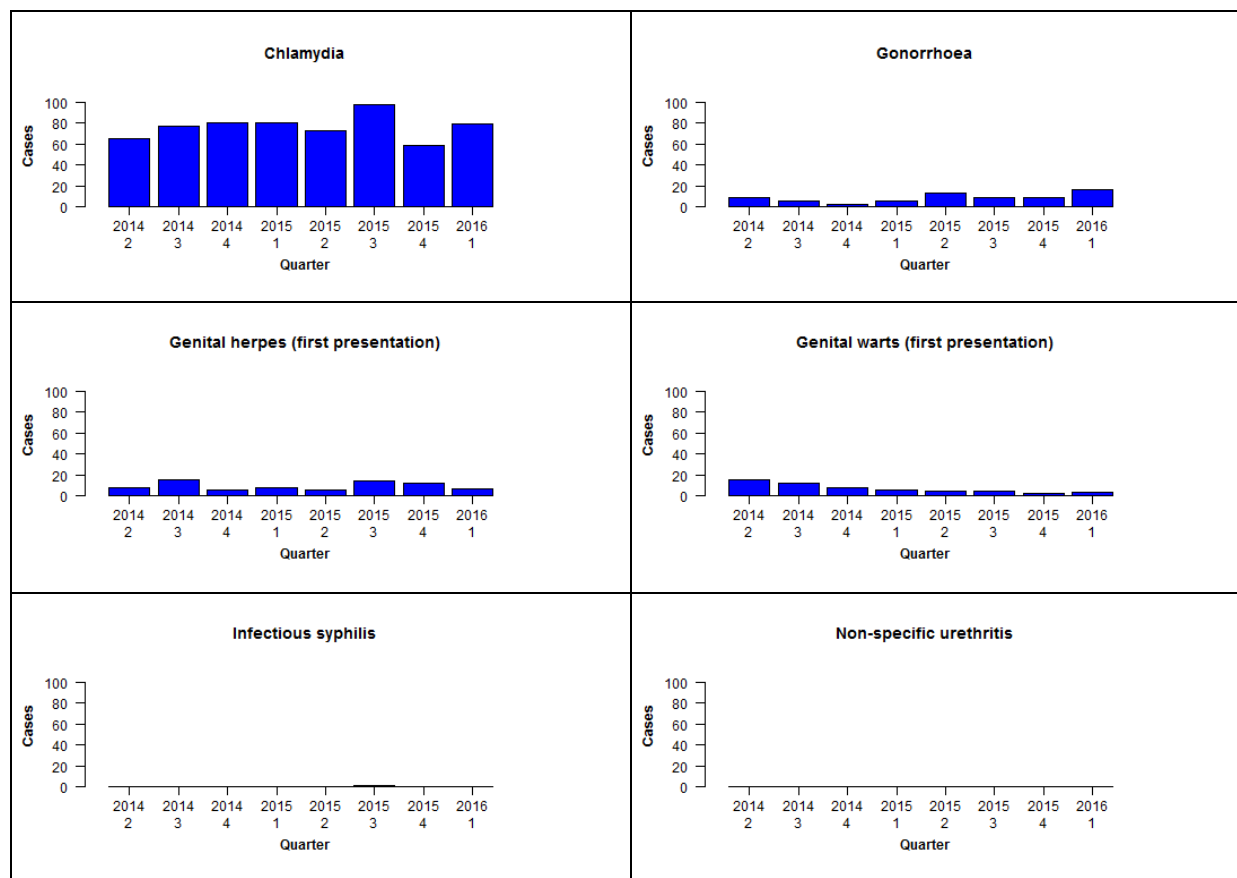


Sexual health clinic (SHC) surveillance of STIs: January-March 2016

Quarterly case counts in participating SHCs by disease, April 2014 to March 2016



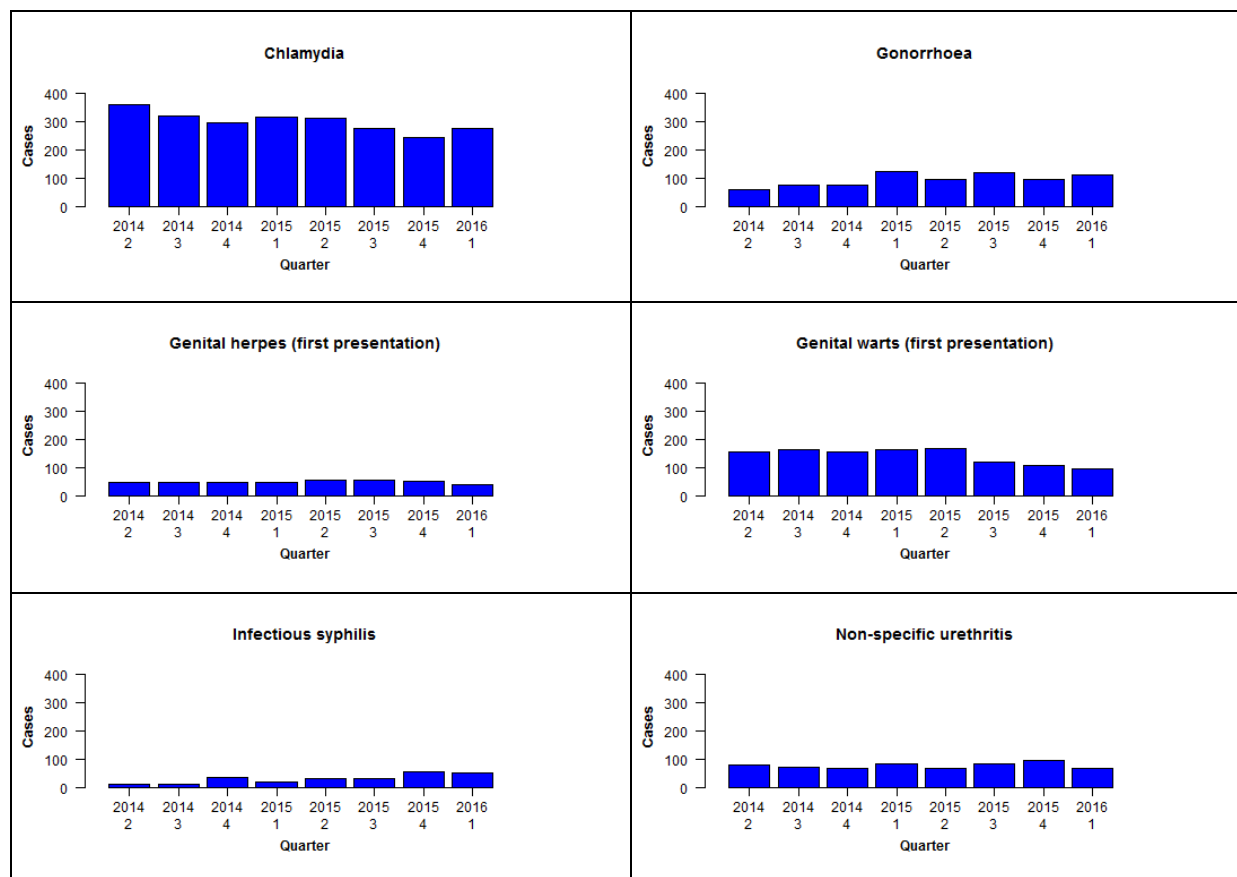
No cases of chancroid, granuloma inguinale or lymphogranuloma venereum were reported during the last quarter

Quarterly case counts in participating SHCs by disease, April 2014 to March 2016

	Q2 2014	Q3 2014	Q4 2014	Q1 2015	Q2 2015	Q3 2015	Q4 2015	Q1 2016
Chlamydia	65	77	80	80	73	97	59	79
Gonorrhoea	9	5	2	5	13	9	9	16
Genital herpes (first presentation)	8	15	5	8	5	14	12	7
Genital warts (first presentation)	15	12	8	6	4	4	2	3
Infectious syphilis	0	0	0	0	0	1	0	0
Non-specific urethritis	0	0	0	0	0	0	0	0

Sexual health clinic (SHC) surveillance of STIs: January-March 2016

Quarterly case counts in participating SHCs by disease, April 2014 to March 2016



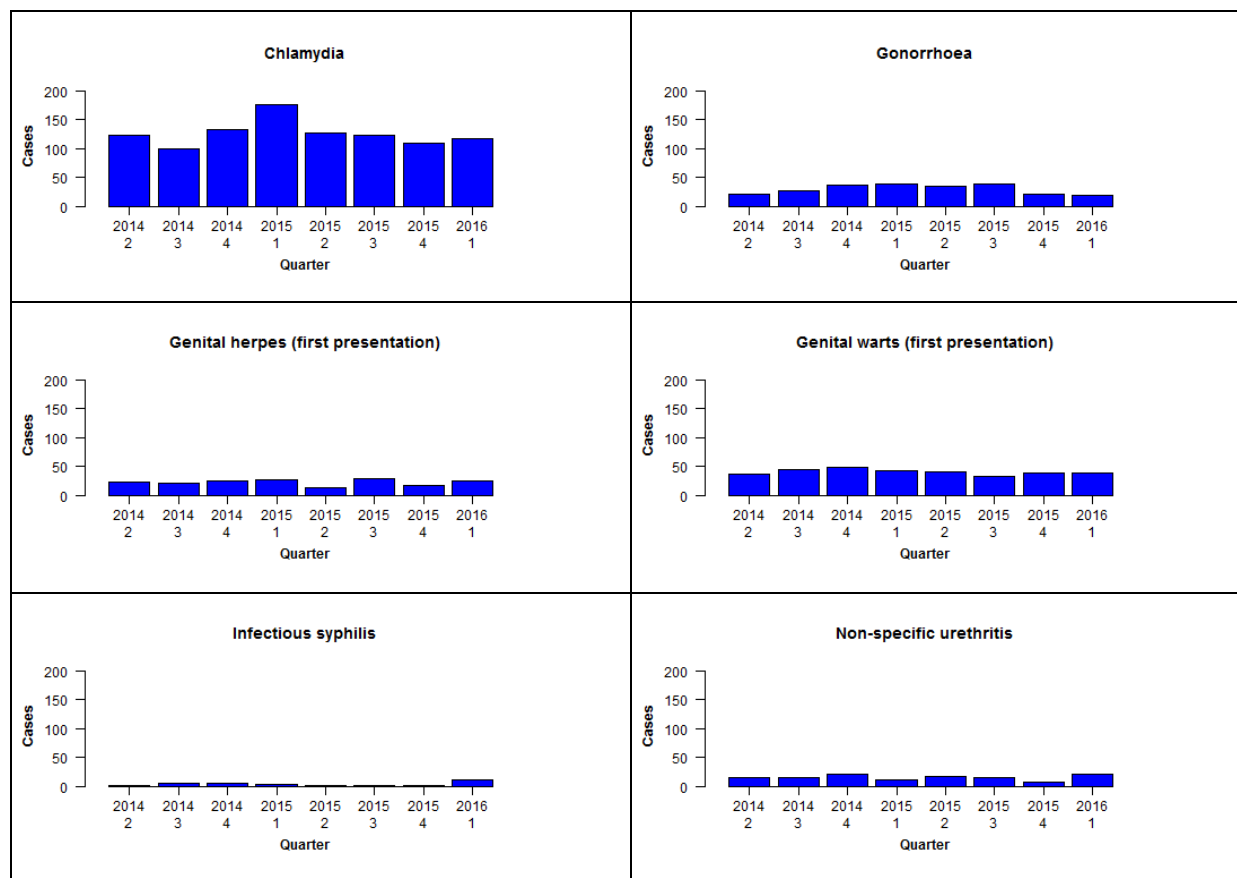
No cases of chancroid, granuloma inguinale or lymphogranuloma venereum were reported during the last quarter

Quarterly case counts in participating SHCs by disease, April 2014 to March 2016

	Q2 2014	Q3 2014	Q4 2014	Q1 2015	Q2 2015	Q3 2015	Q4 2015	Q1 2016
Chlamydia	359	319	296	317	314	276	246	278
Gonorrhoea	59	75	76	126	98	121	97	114
Genital herpes (first presentation)	50	47	47	48	55	58	53	39
Genital warts (first presentation)	158	163	156	165	168	121	107	96
Infectious syphilis	14	14	36	20	34	33	56	51
Non-specific urethritis	79	71	69	84	69	85	98	69

Sexual health clinic (SHC) surveillance of STIs: January-March 2016

Quarterly case counts in participating SHCs by disease, April 2014 to March 2016



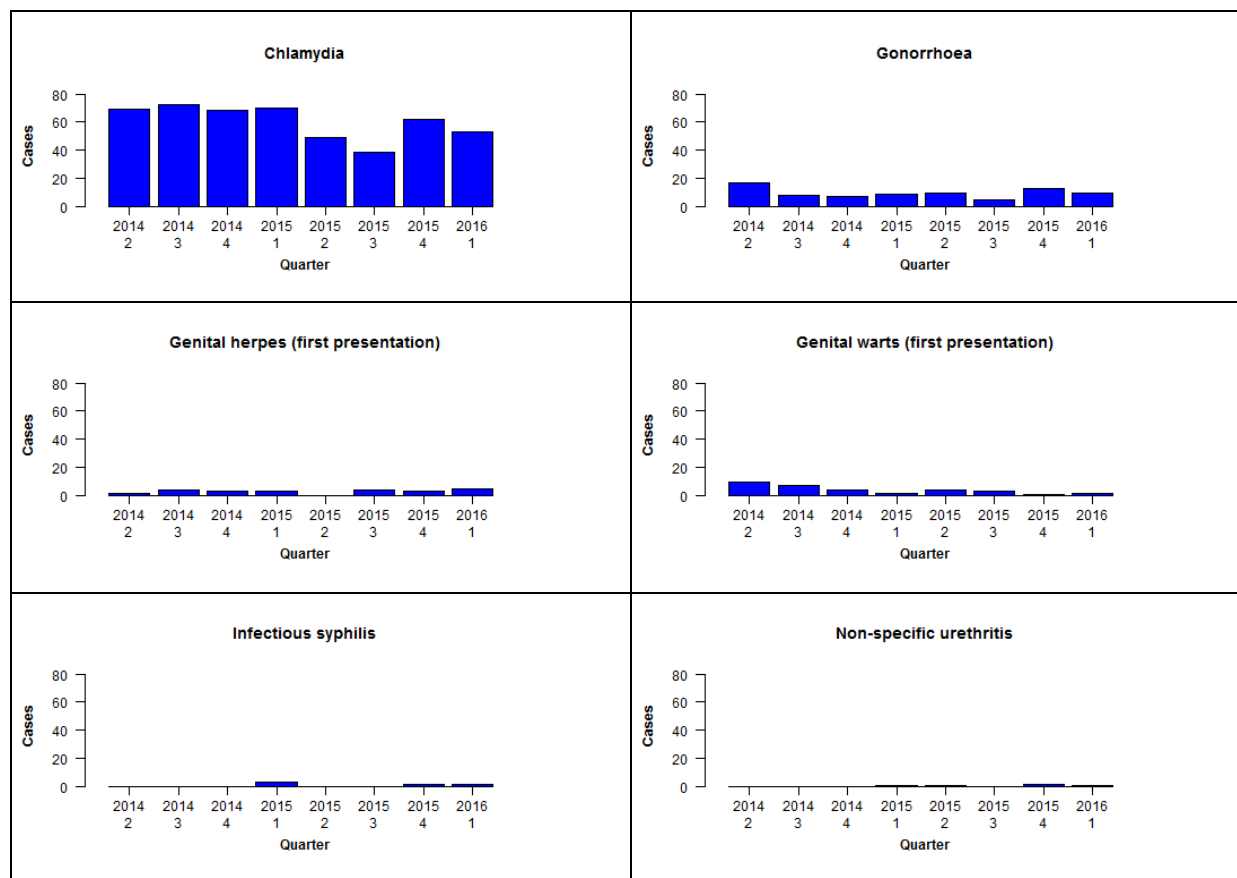
No cases of chancroid, granuloma inguinale or lymphogranuloma venereum were reported during the last quarter

Quarterly case counts in participating SHCs by disease, April 2014 to March 2016

	Q2 2014	Q3 2014	Q4 2014	Q1 2015	Q2 2015	Q3 2015	Q4 2015	Q1 2016
Chlamydia	123	100	132	175	127	123	109	118
Gonorrhoea	21	28	38	40	35	39	22	20
Genital herpes (first presentation)	23	22	25	27	13	29	17	25
Genital warts (first presentation)	38	46	48	43	41	33	39	40
Infectious syphilis	3	5	6	4	2	2	2	11
Non-specific urethritis	15	15	22	12	17	16	7	22

Sexual health clinic (SHC) surveillance of STIs: January-March 2016

Quarterly case counts in participating SHCs by disease, April 2014 to March 2016



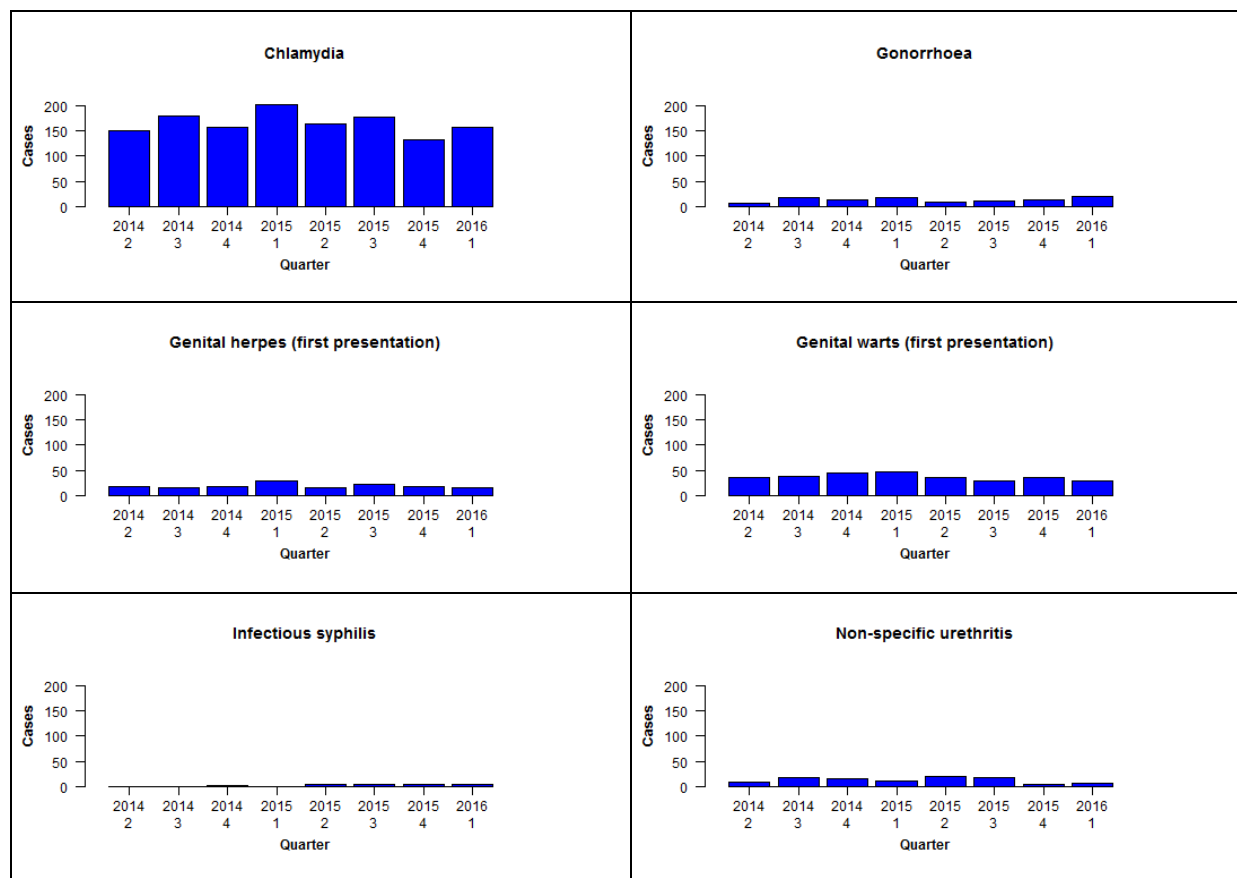
No cases of chancroid, granuloma inguinale or lymphogranuloma venereum were reported during the last quarter

Quarterly case counts in participating SHCs by disease, April 2014 to March 2016

	Q2 2014	Q3 2014	Q4 2014	Q1 2015	Q2 2015	Q3 2015	Q4 2015	Q1 2016
Chlamydia	69	72	68	70	49	39	62	53
Gonorrhoea	17	8	7	9	10	5	13	10
Genital herpes (first presentation)	2	4	3	3	0	4	3	5
Genital warts (first presentation)	10	7	4	2	4	3	1	2
Infectious syphilis	0	0	0	3	0	0	2	2
Non-specific urethritis	0	0	0	1	1	0	2	1

Sexual health clinic (SHC) surveillance of STIs: January-March 2016

Quarterly case counts in participating SHCs by disease, April 2014 to March 2016



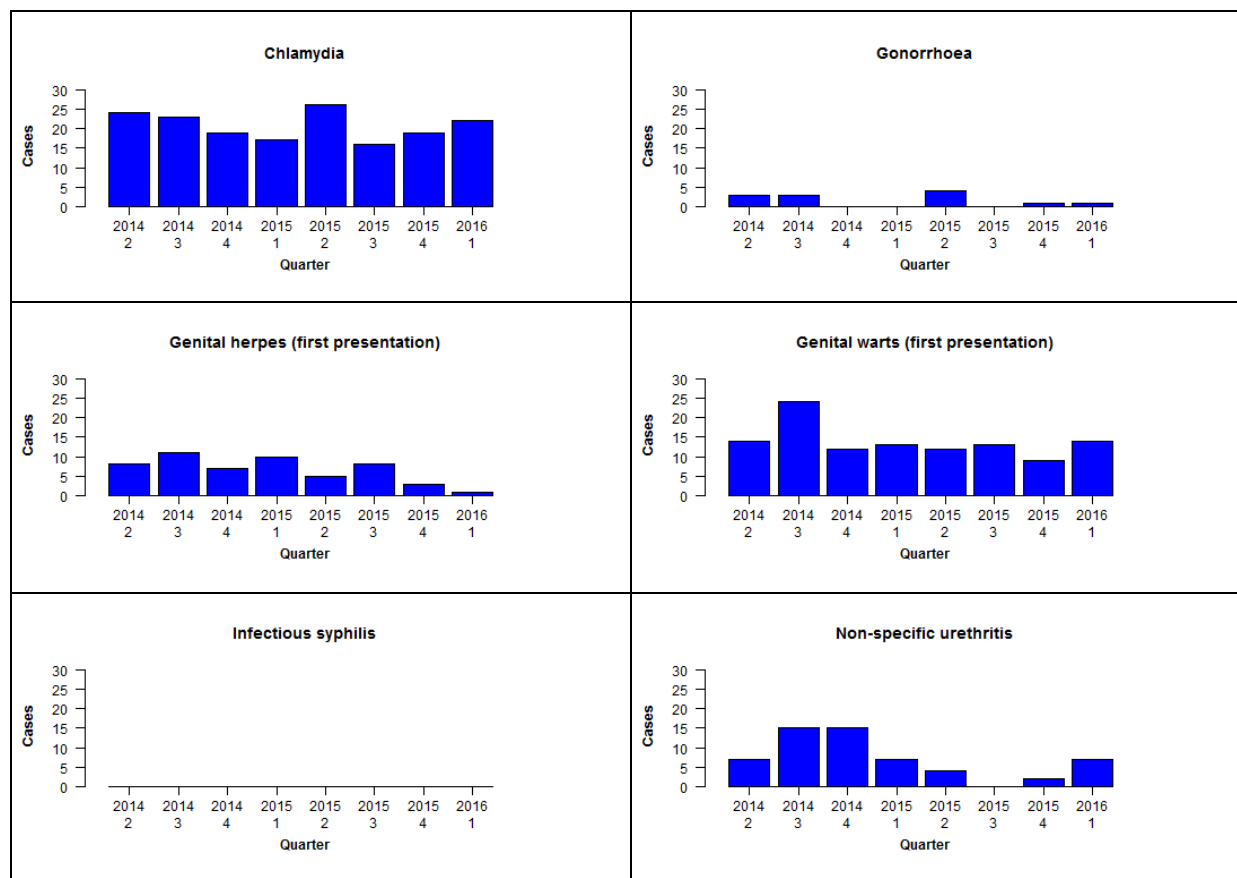
No cases of chancroid, granuloma inguinale or lymphogranuloma venereum were reported during the last quarter

Quarterly case counts in participating SHCs by disease, April 2014 to March 2016

	Q2 2014	Q3 2014	Q4 2014	Q1 2015	Q2 2015	Q3 2015	Q4 2015	Q1 2016
Chlamydia	151	180	158	201	163	177	132	157
Gonorrhoea	6	19	13	17	10	11	13	20
Genital herpes (first presentation)	18	15	17	29	16	23	17	15
Genital warts (first presentation)	36	39	45	47	37	30	36	29
Infectious syphilis	1	0	3	1	4	5	4	4
Non-specific urethritis	9	18	16	12	21	18	5	6

Sexual health clinic (SHC) surveillance of STIs: January-March 2016

Quarterly case counts in participating SHCs by disease, April 2014 to March 2016



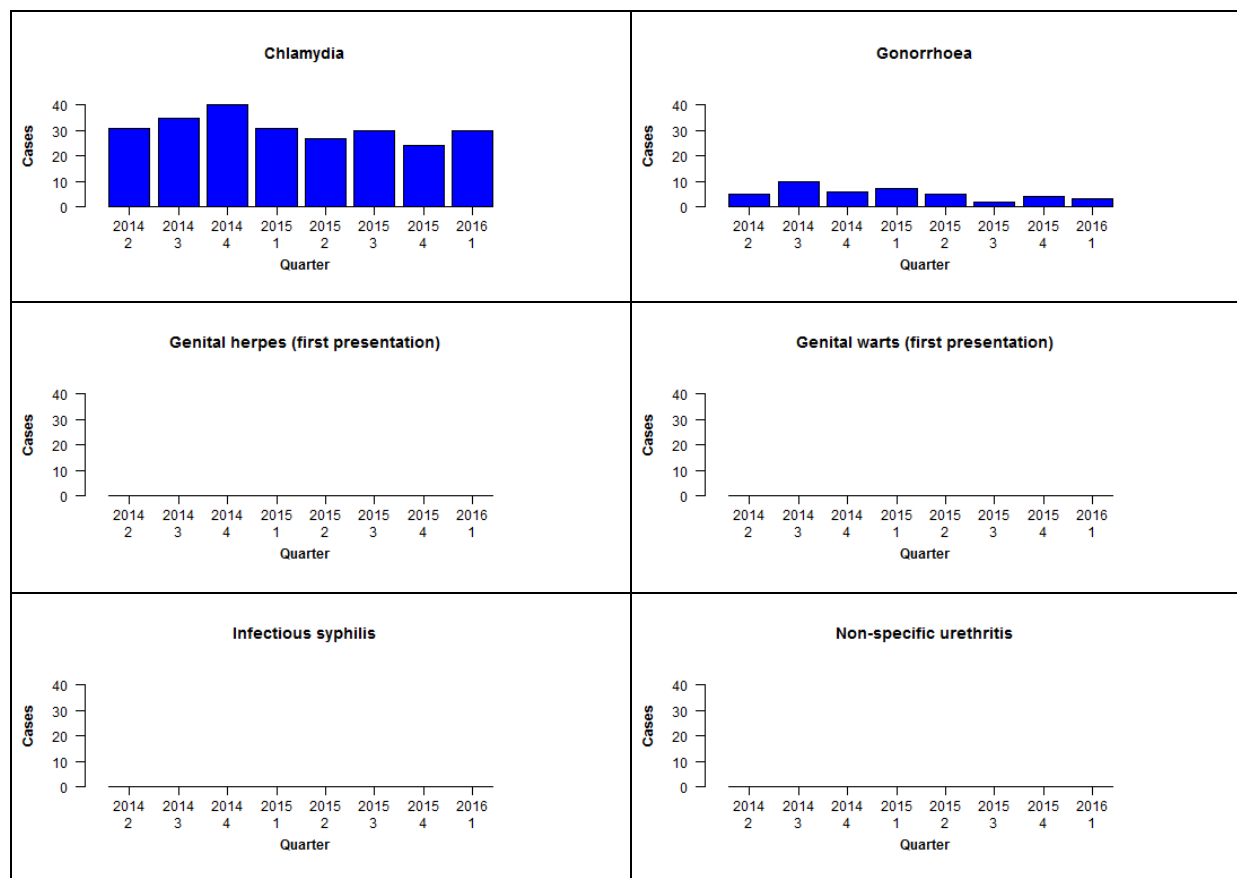
No cases of chancroid, granuloma inguinale or lymphogranuloma venereum were reported during the last quarter

Quarterly case counts in participating SHCs by disease, April 2014 to March 2016

	Q2 2014	Q3 2014	Q4 2014	Q1 2015	Q2 2015	Q3 2015	Q4 2015	Q1 2016
Chlamydia	24	23	19	17	26	16	19	22
Gonorrhoea	3	3	0	0	4	0	1	1
Genital herpes (first presentation)	8	11	7	10	5	8	3	1
Genital warts (first presentation)	14	24	12	13	12	13	9	14
Infectious syphilis	0	0	0	0	0	0	0	0
Non-specific urethritis	7	15	15	7	4	0	2	7

Sexual health clinic (SHC) surveillance of STIs: January-March 2016

Quarterly case counts in participating SHCs by disease, April 2014 to March 2016



No cases of chancroid, granuloma inguinale or lymphogranuloma venereum were reported during the last quarter

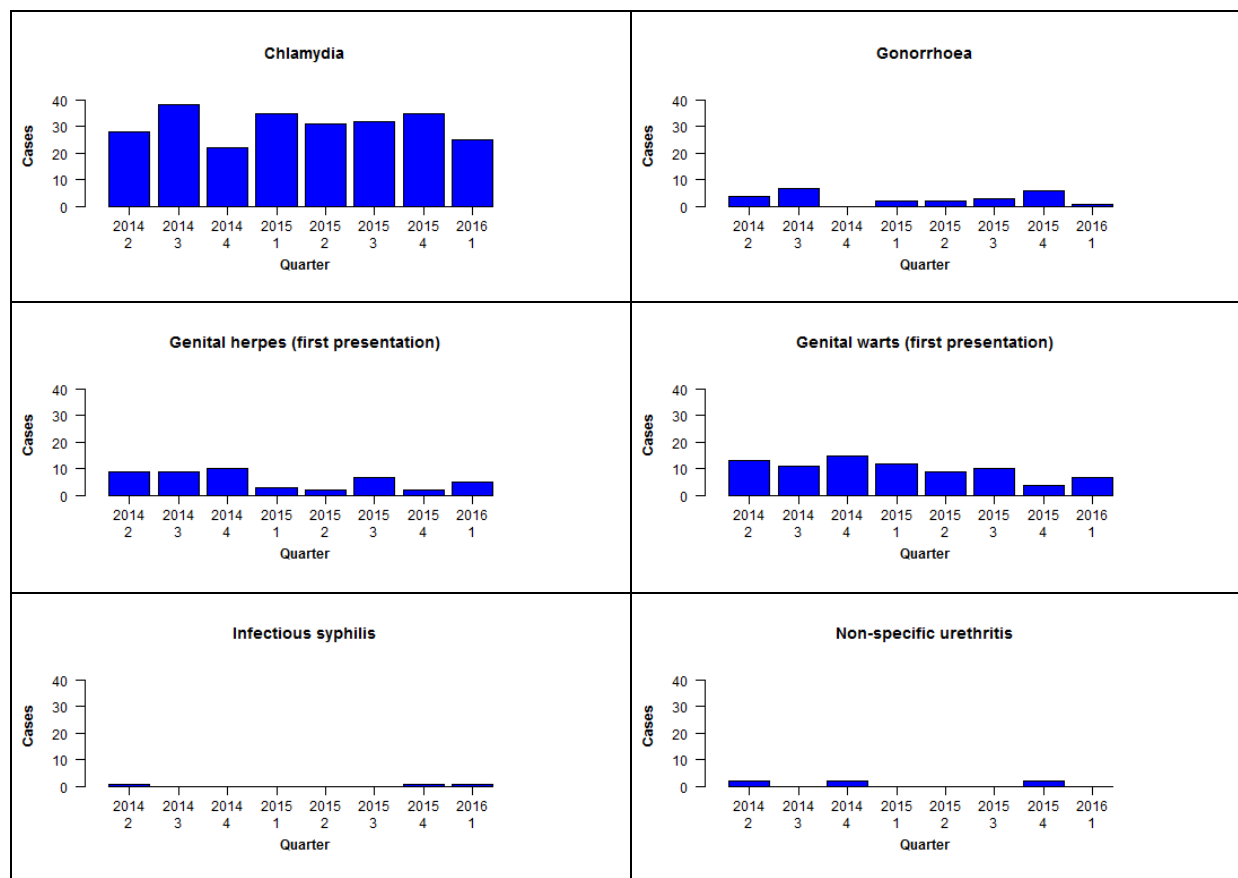
Note: Quarter 4 2015 numbers are slightly lower than usual as Gisborne SHC had a change in computer systems during this quarter.

Quarterly case counts in participating SHCs by disease, April 2014 to March 2016

	Q2 2014	Q3 2014	Q4 2014	Q1 2015	Q2 2015	Q3 2015	Q4 2015	Q1 2016
Chlamydia	31	35	40	31	27	30	24	30
Gonorrhoea	5	10	6	7	5	2	4	3
Genital herpes (first presentation)	0	0	0	0	0	0	0	0
Genital warts (first presentation)	0	0	0	0	0	0	0	0
Infectious syphilis	0	0	0	0	0	0	0	0
Non-specific urethritis	0	0	0	0	0	0	0	0

Sexual health clinic (SHC) surveillance of STIs: January-March 2016

Quarterly case counts in participating SHCs by disease, April 2014 to March 2016



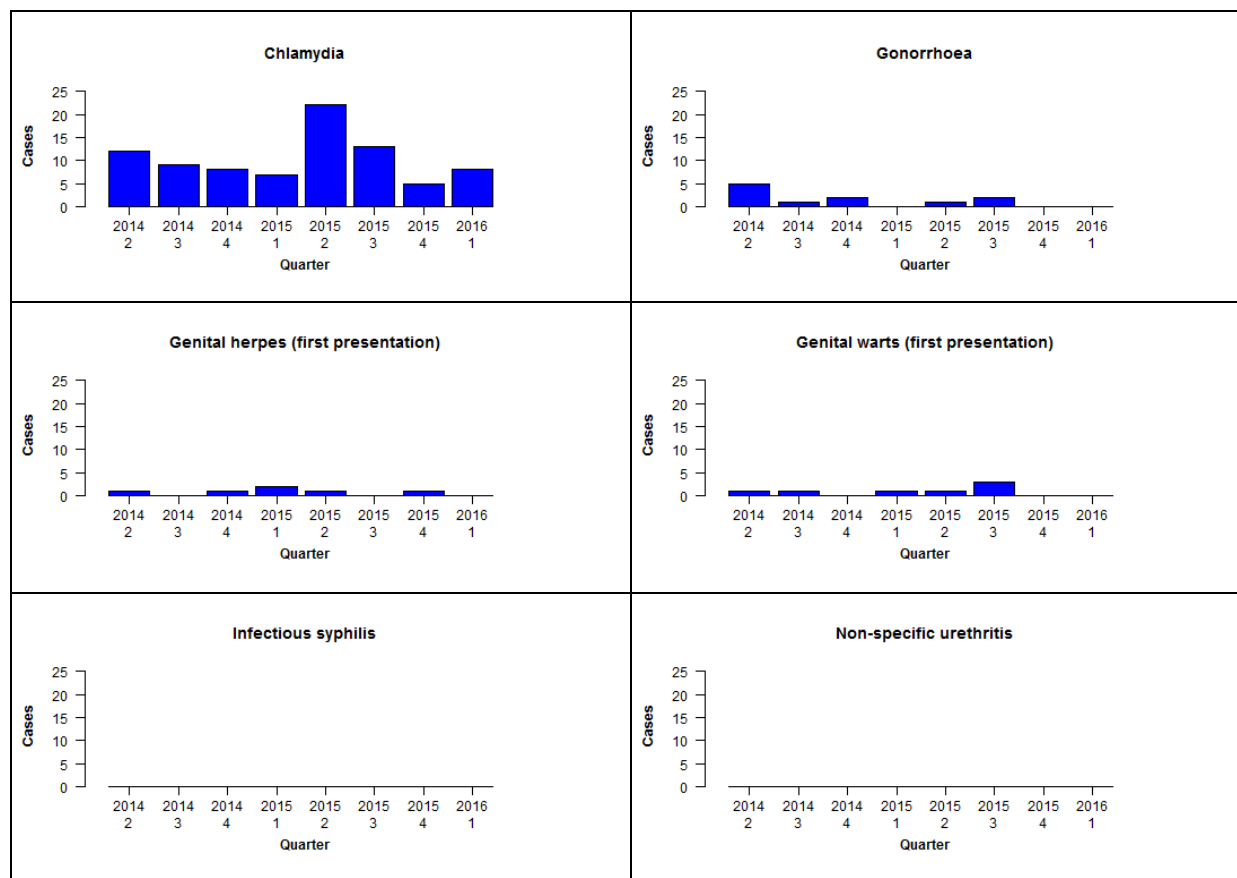
No cases of chancroid, granuloma inguinale or lymphogranuloma venereum were reported during the last quarter

Quarterly case counts in participating SHCs by disease, April 2014 to March 2016

	Q2 2014	Q3 2014	Q4 2014	Q1 2015	Q2 2015	Q3 2015	Q4 2015	Q1 2016
Chlamydia	28	38	22	35	31	32	35	25
Gonorrhoea	4	7	0	2	2	3	6	1
Genital herpes (first presentation)	9	9	10	3	2	7	2	5
Genital warts (first presentation)	13	11	15	12	9	10	4	7
Infectious syphilis	1	0	0	0	0	0	1	1
Non-specific urethritis	2	0	2	0	0	0	2	0

Sexual health clinic (SHC) surveillance of STIs: January-March 2016

Quarterly case counts in participating SHCs by disease, April 2014 to March 2016



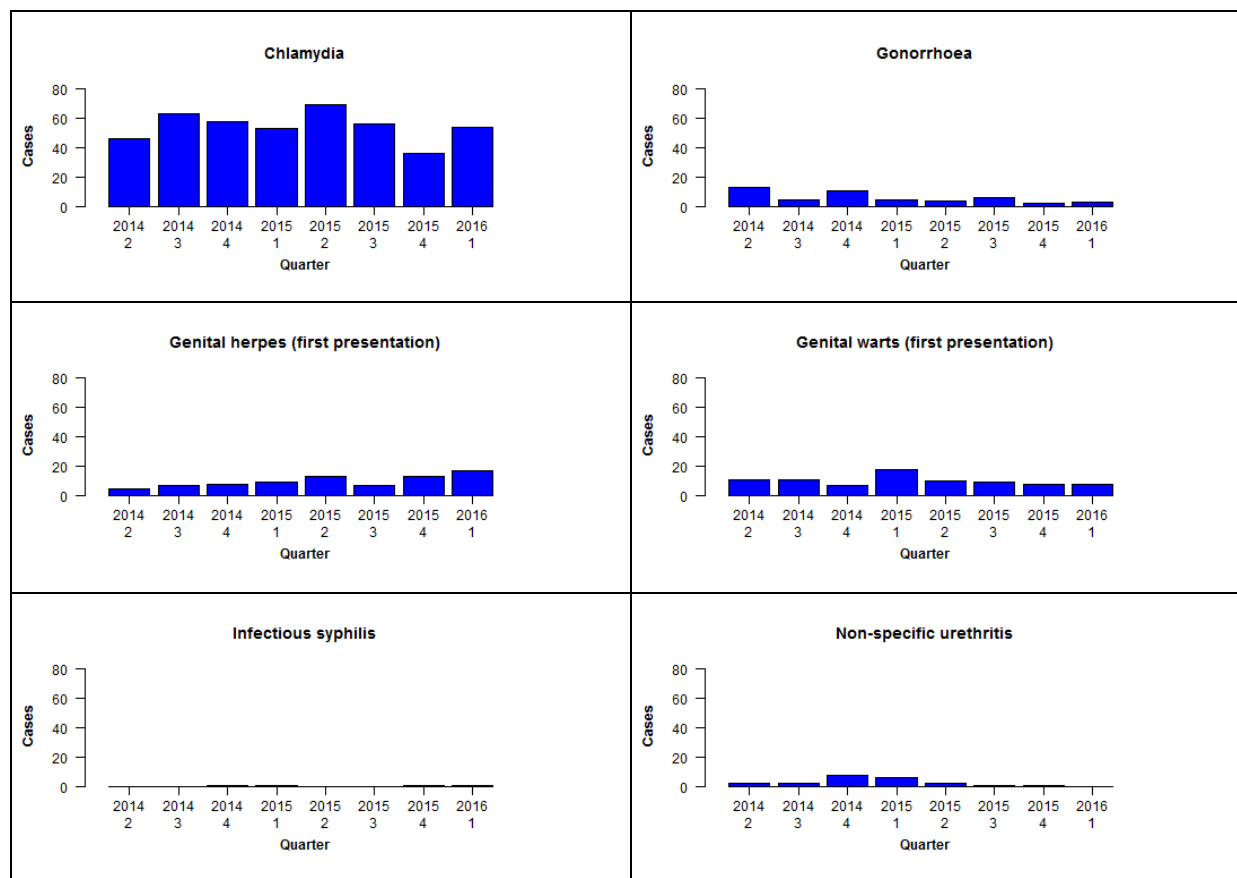
No cases of chancroid, granuloma inguinale or lymphogranuloma venereum were reported during the last quarter

Quarterly case counts in participating SHCs by disease, April 2014 to March 2016

	Q2 2014	Q3 2014	Q4 2014	Q1 2015	Q2 2015	Q3 2015	Q4 2015	Q1 2016
Chlamydia	12	9	8	7	22	13	5	8
Gonorrhoea	5	1	2	0	1	2	0	0
Genital herpes (first presentation)	1	0	1	2	1	0	1	0
Genital warts (first presentation)	1	1	0	1	1	3	0	0
Infectious syphilis	0	0	0	0	0	0	0	0
Non-specific urethritis	0	0	0	0	0	0	0	0

Sexual health clinic (SHC) surveillance of STIs: January-March 2016

Quarterly case counts in participating SHCs by disease, April 2014 to March 2016



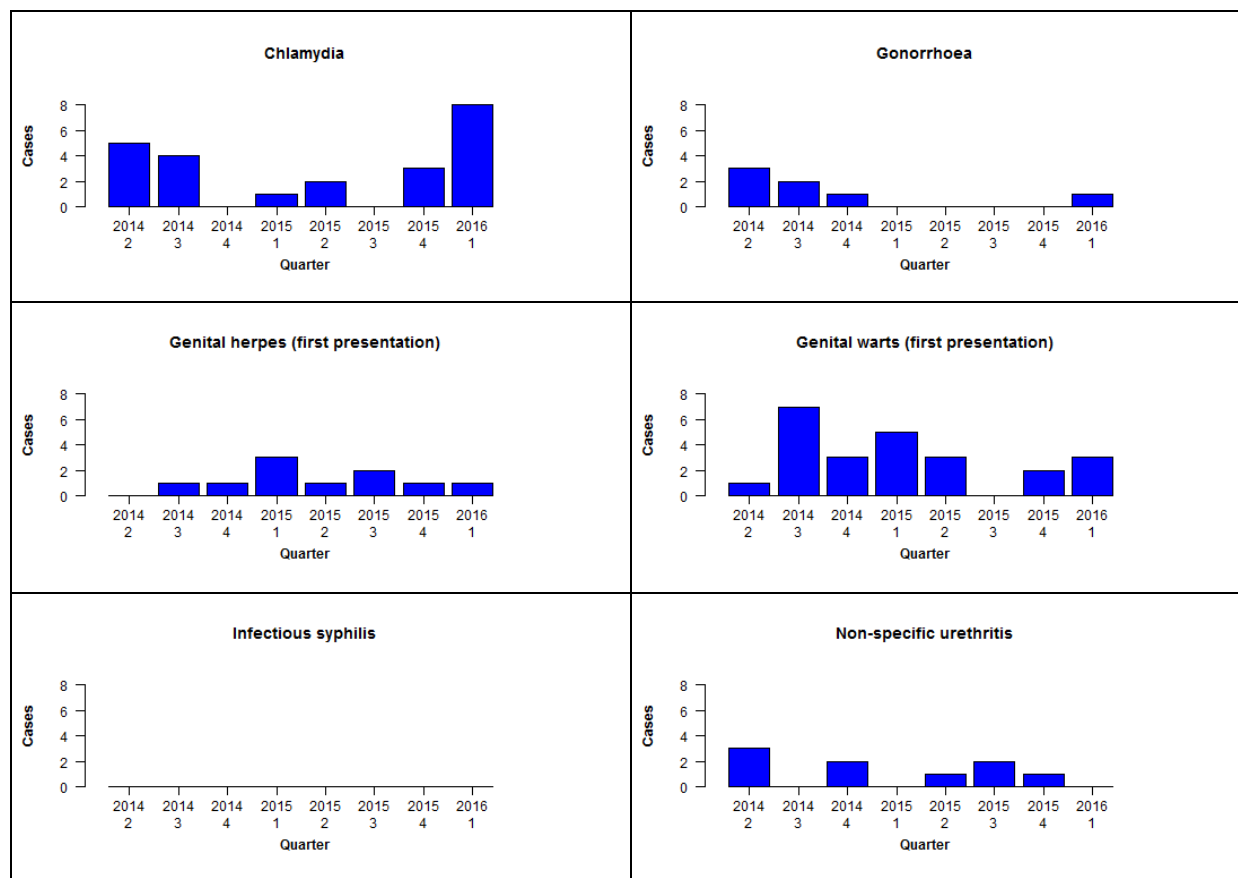
No cases of chancroid, granuloma inguinale or lymphogranuloma venereum were reported during the last quarter

Quarterly case counts in participating SHCs by disease, April 2014 to March 2016

	Q2 2014	Q3 2014	Q4 2014	Q1 2015	Q2 2015	Q3 2015	Q4 2015	Q1 2016
Chlamydia	46	63	58	53	69	56	36	54
Gonorrhoea	13	5	11	5	4	6	2	3
Genital herpes (first presentation)	5	7	8	9	13	7	13	17
Genital warts (first presentation)	11	11	7	18	10	9	8	8
Infectious syphilis	0	0	1	1	0	0	1	1
Non-specific urethritis	2	2	8	6	2	1	1	0

Sexual health clinic (SHC) surveillance of STIs: January-March 2016

Quarterly case counts in participating SHCs by disease, April 2014 to March 2016



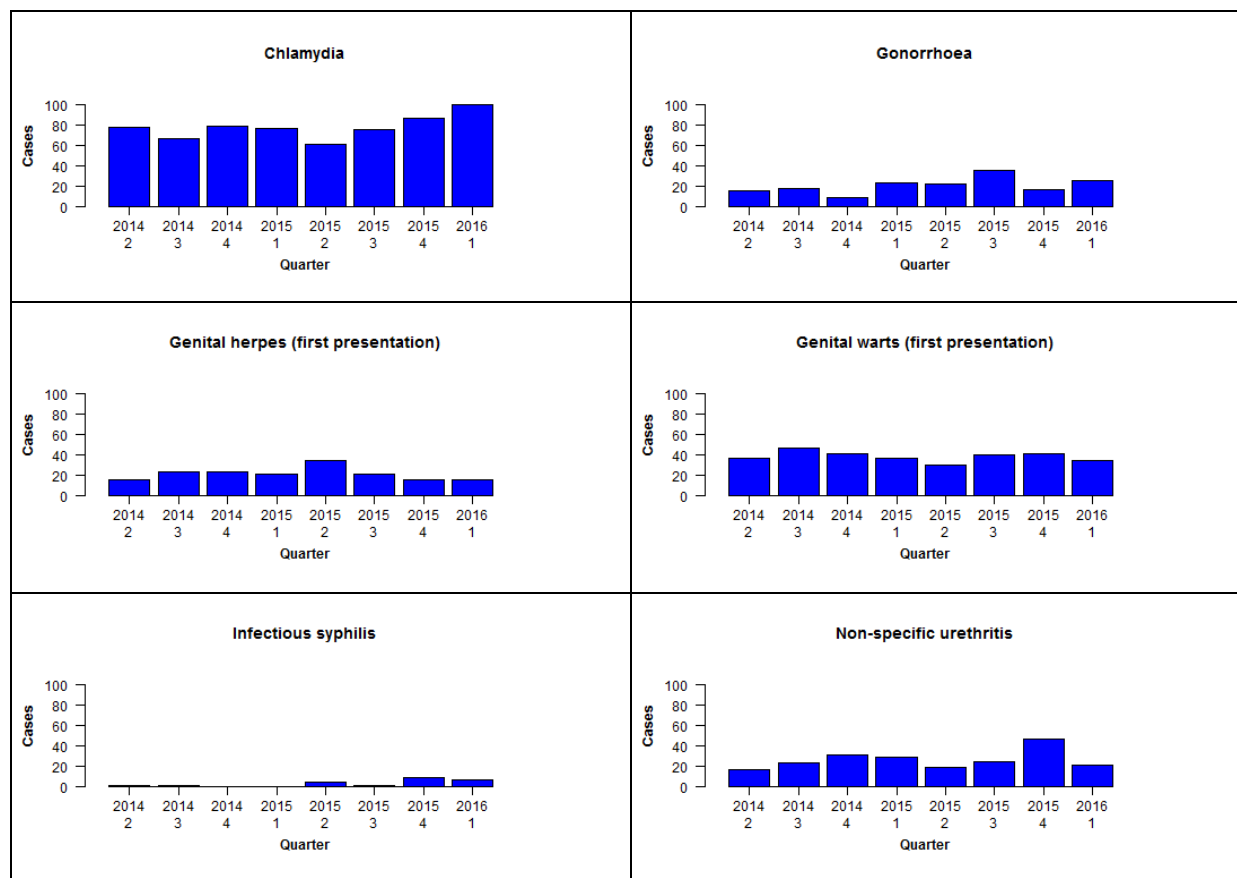
No cases of chancroid, granuloma inguinale or lymphogranuloma venereum were reported during the last quarter

Quarterly case counts in participating SHCs by disease, April 2014 to March 2016

	Q2 2014	Q3 2014	Q4 2014	Q1 2015	Q2 2015	Q3 2015	Q4 2015	Q1 2016
Chlamydia	5	4	0	1	2	0	3	8
Gonorrhoea	3	2	1	0	0	0	0	1
Genital herpes (first presentation)	0	1	1	3	1	2	1	1
Genital warts (first presentation)	1	7	3	5	3	0	2	3
Infectious syphilis	0	0	0	0	0	0	0	0
Non-specific urethritis	3	0	2	0	1	2	1	0

Sexual health clinic (SHC) surveillance of STIs: January-March 2016

Quarterly case counts in participating SHCs by disease, April 2014 to March 2016



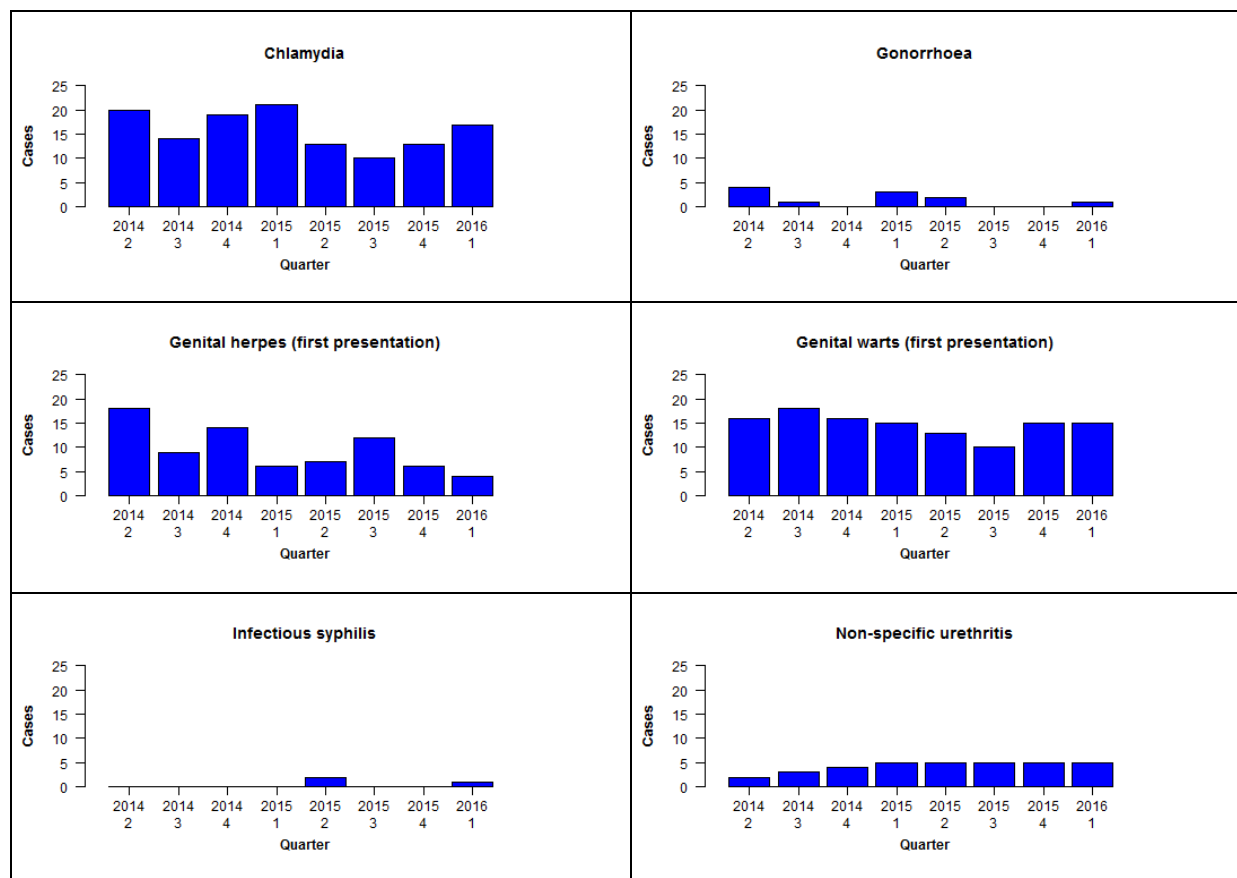
No cases of chancroid, granuloma inguinale or lymphogranuloma venereum were reported during the last quarter

Quarterly case counts in participating SHCs by disease, April 2014 to March 2016

	Q2 2014	Q3 2014	Q4 2014	Q1 2015	Q2 2015	Q3 2015	Q4 2015	Q1 2016
Chlamydia	77	66	78	76	61	75	86	99
Gonorrhoea	15	18	9	23	22	35	17	26
Genital herpes (first presentation)	15	23	23	21	34	21	15	15
Genital warts (first presentation)	37	46	41	37	30	40	41	34
Infectious syphilis	1	1	0	0	5	1	9	7
Non-specific urethritis	17	23	31	29	19	24	46	21

Sexual health clinic (SHC) surveillance of STIs: January-March 2016

Quarterly case counts in participating SHCs by disease, April 2014 to March 2016



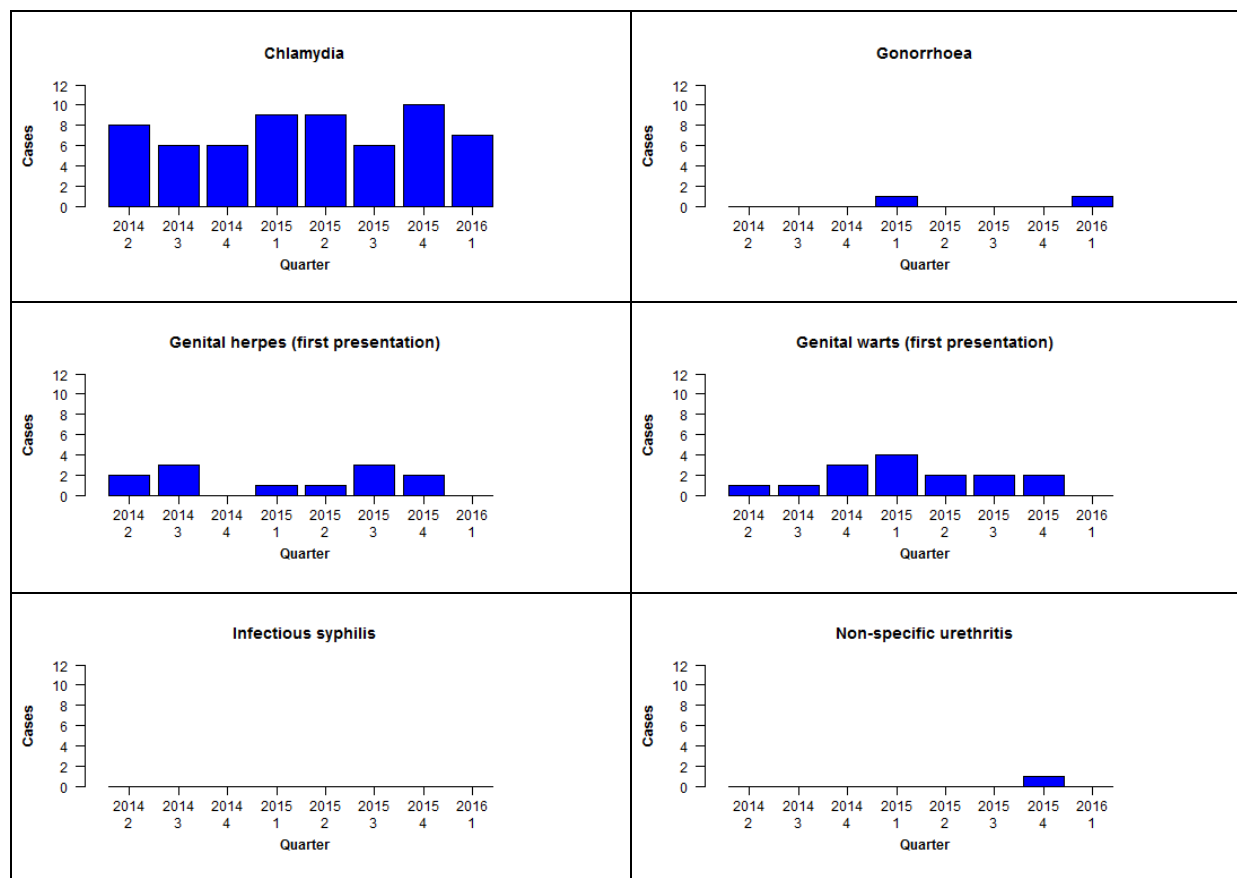
No cases of chancroid, granuloma inguinale or lymphogranuloma venereum were reported during the last quarter

Quarterly case counts in participating SHCs by disease, April 2014 to March 2016

	Q2 2014	Q3 2014	Q4 2014	Q1 2015	Q2 2015	Q3 2015	Q4 2015	Q1 2016
Chlamydia	20	14	19	21	13	10	13	17
Gonorrhoea	4	1	0	3	2	0	0	1
Genital herpes (first presentation)	18	9	14	6	7	12	6	4
Genital warts (first presentation)	16	18	16	15	13	10	15	15
Infectious syphilis	0	0	0	0	2	0	0	1
Non-specific urethritis	2	3	4	5	5	5	5	5

Sexual health clinic (SHC) surveillance of STIs: January-March 2016

Quarterly case counts in participating SHCs by disease, April 2014 to March 2016



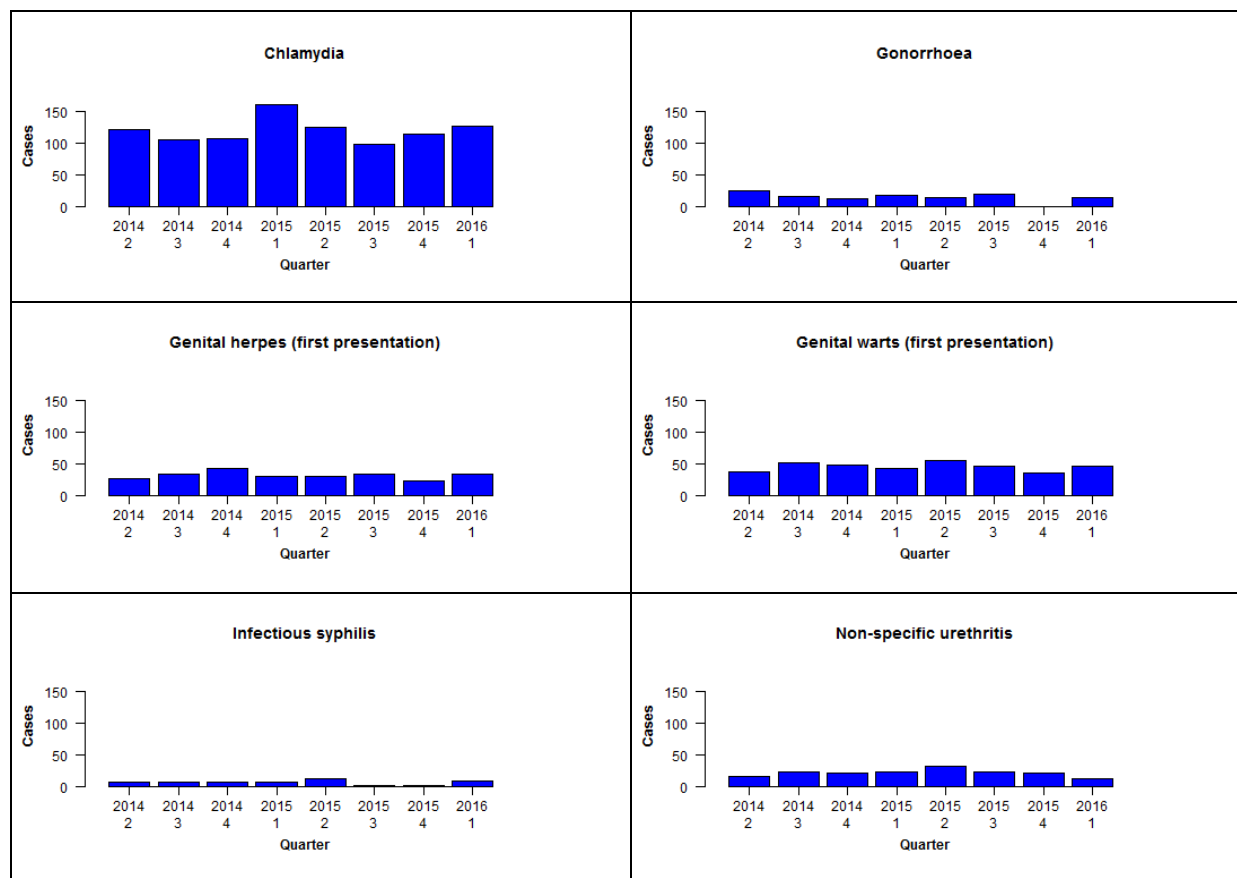
No cases of chancroid, granuloma inguinale or lymphogranuloma venereum were reported during the last quarter

Quarterly case counts in participating SHCs by disease, April 2014 to March 2016

	Q2 2014	Q3 2014	Q4 2014	Q1 2015	Q2 2015	Q3 2015	Q4 2015	Q1 2016
Chlamydia	8	6	6	9	9	6	10	7
Gonorrhoea	0	0	0	1	0	0	0	1
Genital herpes (first presentation)	2	3	0	1	1	3	2	0
Genital warts (first presentation)	1	1	3	4	2	2	2	0
Infectious syphilis	0	0	0	0	0	0	0	0
Non-specific urethritis	0	0	0	0	0	0	1	0

Sexual health clinic (SHC) surveillance of STIs: January-March 2016

Quarterly case counts in participating SHCs by disease, April 2014 to March 2016



No cases of chancroid, granuloma inguinale or lymphogranuloma venereum were reported during the last quarter

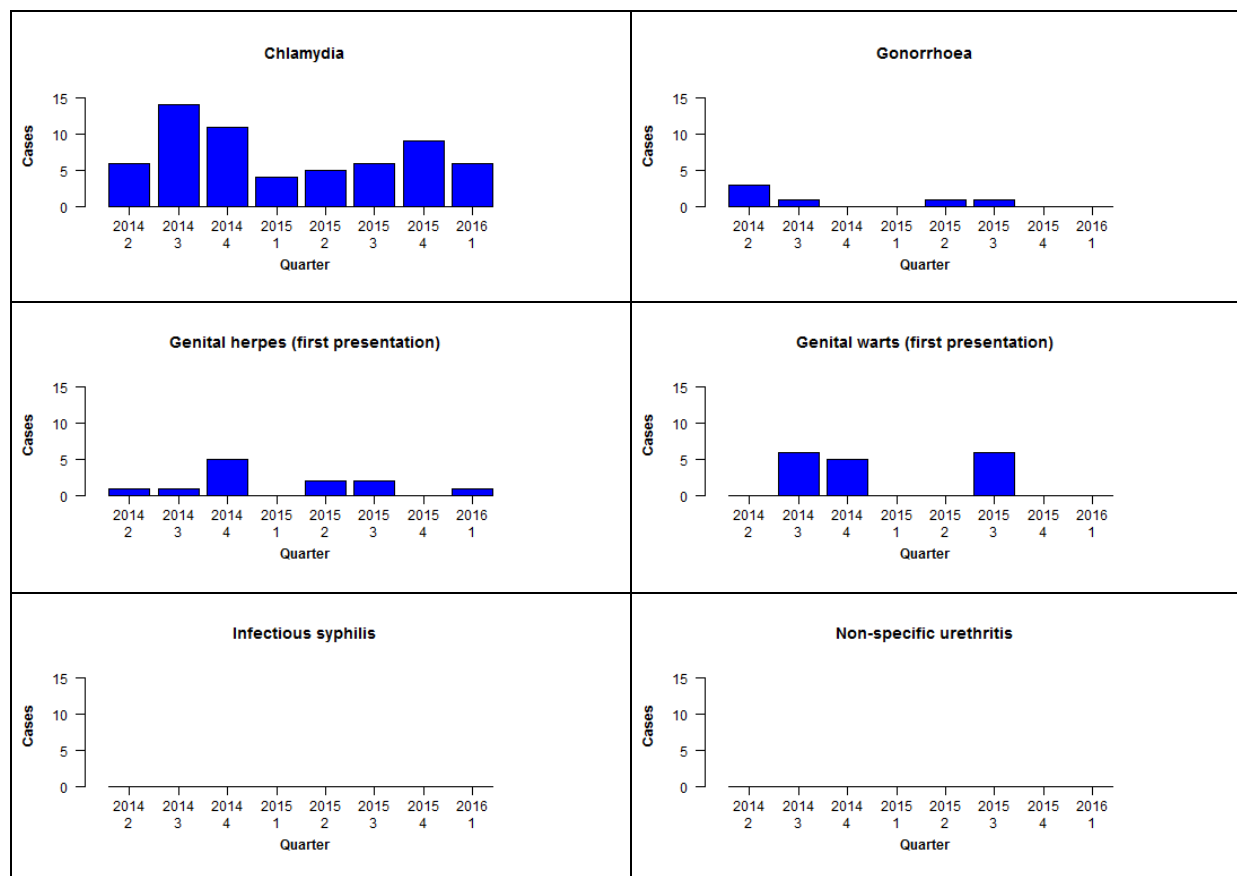
Note: Data was not received from the Ashburton SHC for January 2015 and 2016. This clinic sees only a small number of STI cases each month.

Quarterly case counts in participating SHCs by disease, April 2014 to March 2016

	Q2 2014	Q3 2014	Q4 2014	Q1 2015	Q2 2015	Q3 2015	Q4 2015	Q1 2016
Chlamydia	121	105	106	159	124	97	113	126
Gonorrhoea	25	16	13	18	15	20	0	14
Genital herpes (first presentation)	27	33	42	30	30	34	23	33
Genital warts (first presentation)	38	52	48	42	55	46	36	47
Infectious syphilis	7	7	8	7	12	2	2	9
Non-specific urethritis	16	24	22	23	32	24	22	12

Sexual health clinic (SHC) surveillance of STIs: January-March 2016

Quarterly case counts in participating SHCs by disease, April 2014 to March 2016



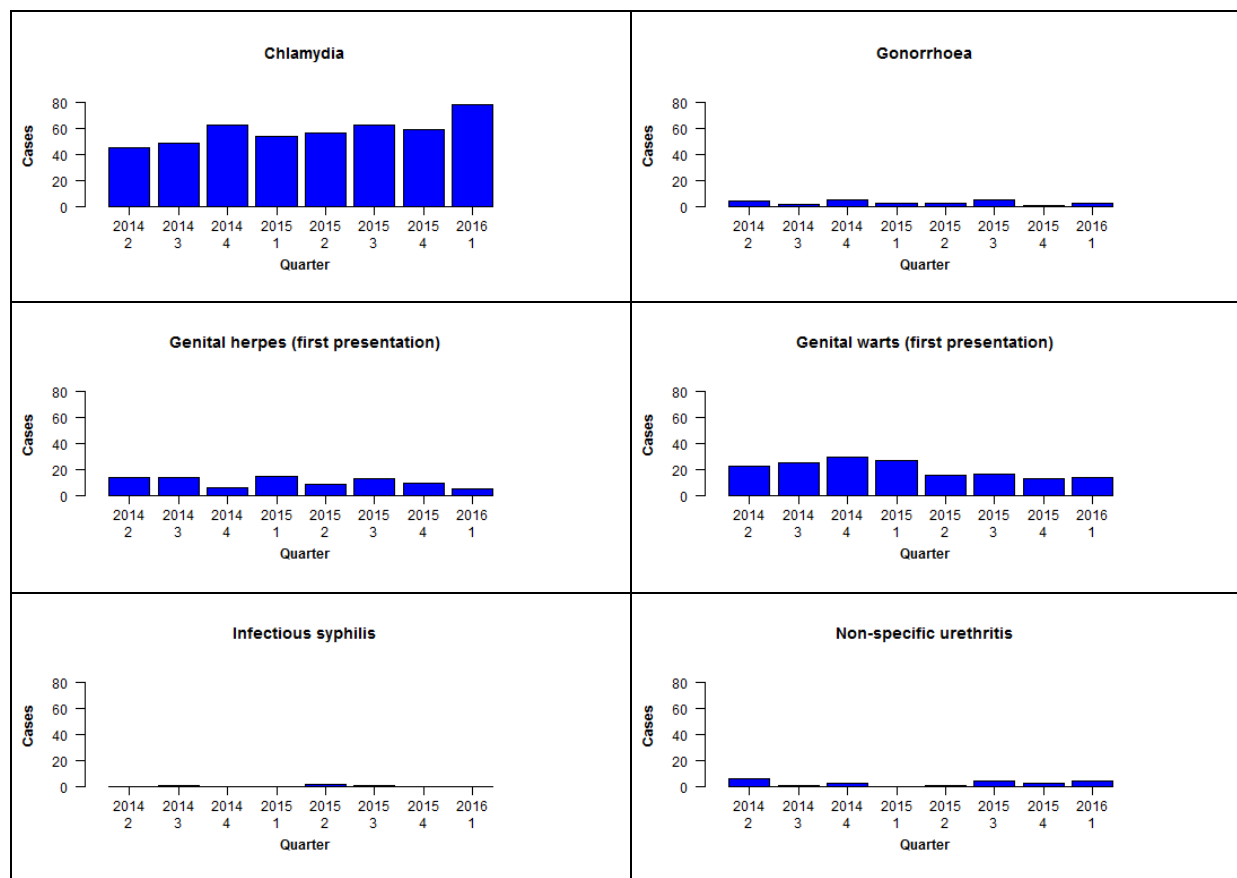
No cases of chancroid, granuloma inguinale or lymphogranuloma venereum were reported during the last quarter

Quarterly case counts in participating SHCs by disease, April 2014 to March 2016

	Q2 2014	Q3 2014	Q4 2014	Q1 2015	Q2 2015	Q3 2015	Q4 2015	Q1 2016
Chlamydia	6	14	11	4	5	6	9	6
Gonorrhoea	3	1	0	0	1	1	0	0
Genital herpes (first presentation)	1	1	5	0	2	2	0	1
Genital warts (first presentation)	0	6	5	0	0	6	0	0
Infectious syphilis	0	0	0	0	0	0	0	0
Non-specific urethritis	0	0	0	0	0	0	0	0

Sexual health clinic (SHC) surveillance of STIs: January-March 2016

Quarterly case counts in participating SHCs by disease, April 2014 to March 2016



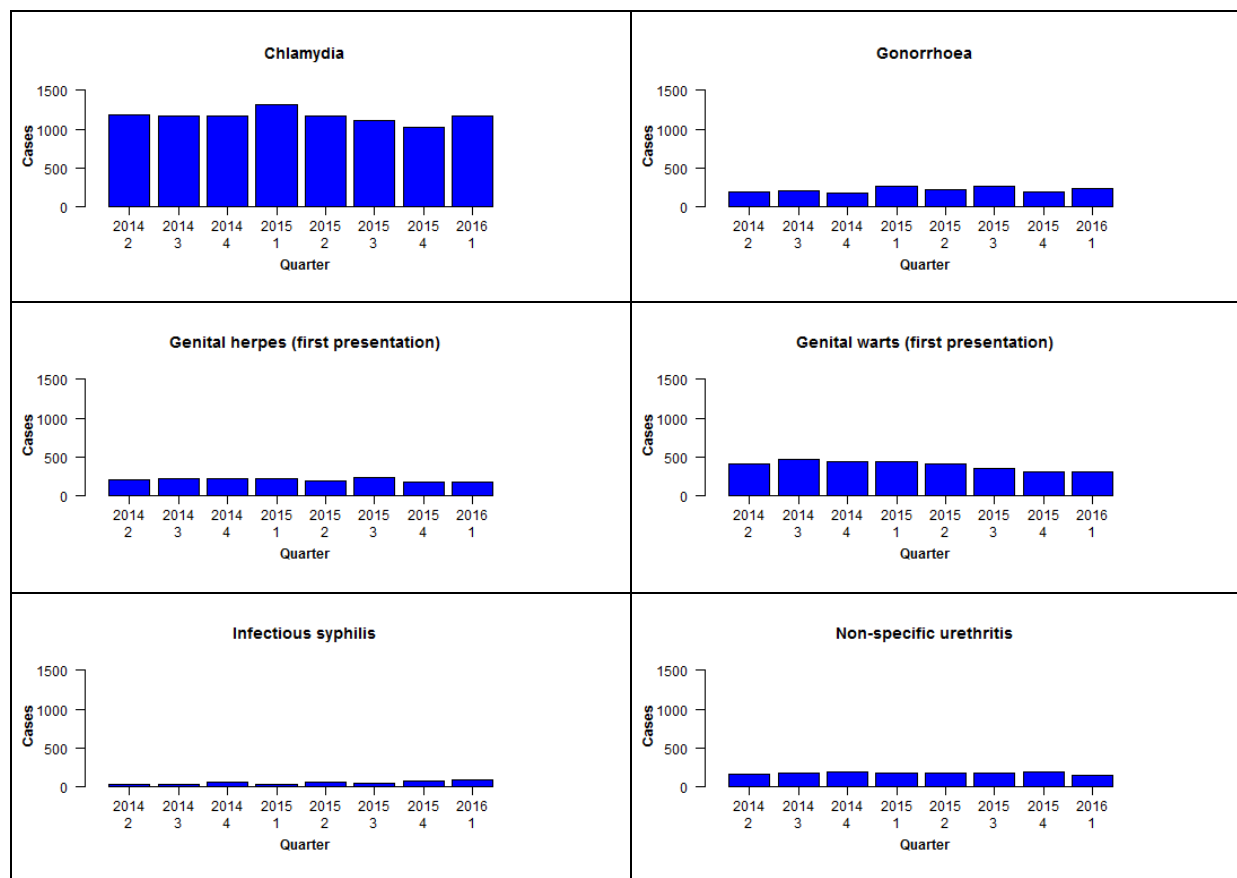
No cases of chancroid, granuloma inguinale or lymphogranuloma venereum were reported during the last quarter

Quarterly case counts in participating SHCs by disease, April 2014 to March 2016

	Q2 2014	Q3 2014	Q4 2014	Q1 2015	Q2 2015	Q3 2015	Q4 2015	Q1 2016
Chlamydia	45	49	63	54	57	63	59	78
Gonorrhoea	4	2	5	3	3	5	1	3
Genital herpes (first presentation)	14	14	6	15	9	13	10	5
Genital warts (first presentation)	23	25	30	27	16	17	13	14
Infectious syphilis	0	1	0	0	2	1	0	0
Non-specific urethritis	6	1	3	0	1	4	3	4

Sexual health clinic (SHC) surveillance of STIs: January-March 2016

Quarterly case counts in participating SHCs by disease, April 2014 to March 2016



No cases of chancroid, granuloma inguinale or lymphogranuloma venereum were reported during the last quarter

Quarterly case counts in participating SHCs by disease, April 2014 to March 2016

	Q2 2014	Q3 2014	Q4 2014	Q1 2015	Q2 2015	Q3 2015	Q4 2015	Q1 2016
Chlamydia	1190	1174	1164	1310	1172	1116	1020	1165
Gonorrhoea	196	201	183	259	225	259	185	234
Genital herpes (first presentation)	201	214	214	215	194	237	178	173
Genital warts (first presentation)	412	469	441	437	405	347	315	312
Infectious syphilis	27	28	54	36	61	45	77	87
Non-specific urethritis	158	172	194	179	172	179	195	147