

INFLUENZA WEEKLY UPDATE

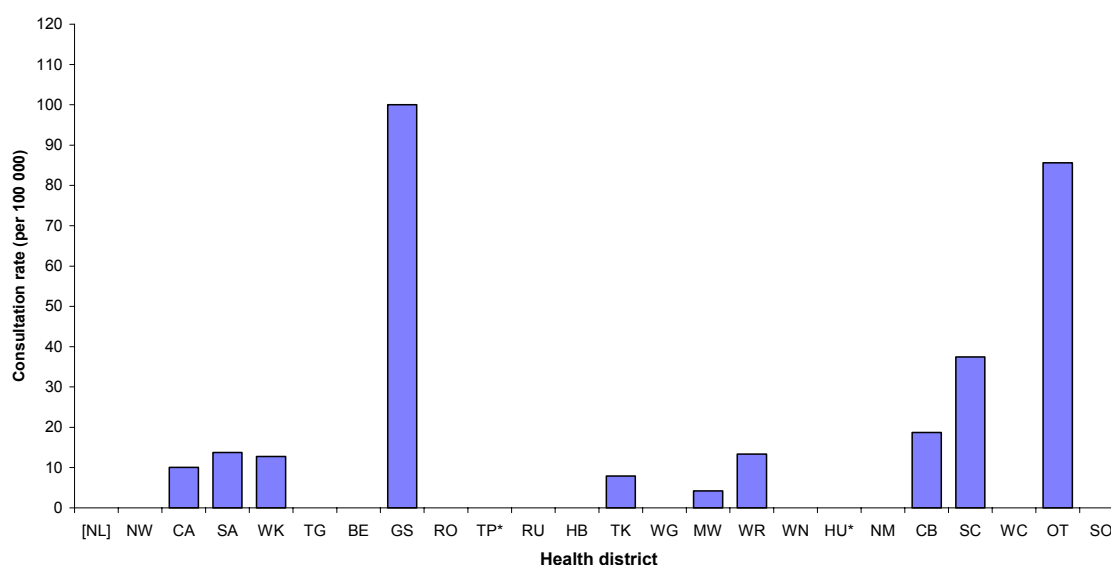
2004/19: 3 May – 9 May 2004

In the past week, a total of 49 consultations for influenza-like illness were reported from 81 general practices in 21 out of 24 health districts. This gives a weekly consultation rate of 14.3 per 100 000 patient population.

Figure 1 compares the consultation rates for influenza-like illness for each health district over the past week. Gisborne had the highest consultation rate (100.0 per 100 000), followed by Otago (85.6 per 100 000).

Figure 1

*Weekly consultation rates for influenza-like illness by health district
week ending 9 May 2004*



* Health District did not participate this week

[] Health District not participating

Seventeen swabs were sent from the sentinel surveillance in the past week. Nineteen swabs were received by virology laboratories. The influenza virus is yet to be identified.

No isolates were reported by regional virology laboratories from the laboratory-based (non-sentinel) surveillance.

Figure 2 shows the weekly national consultation rates for 2002 and 2003 seasons, and 2004 so far. The current rate of influenza is lower than at the same time last year.

Figure 2

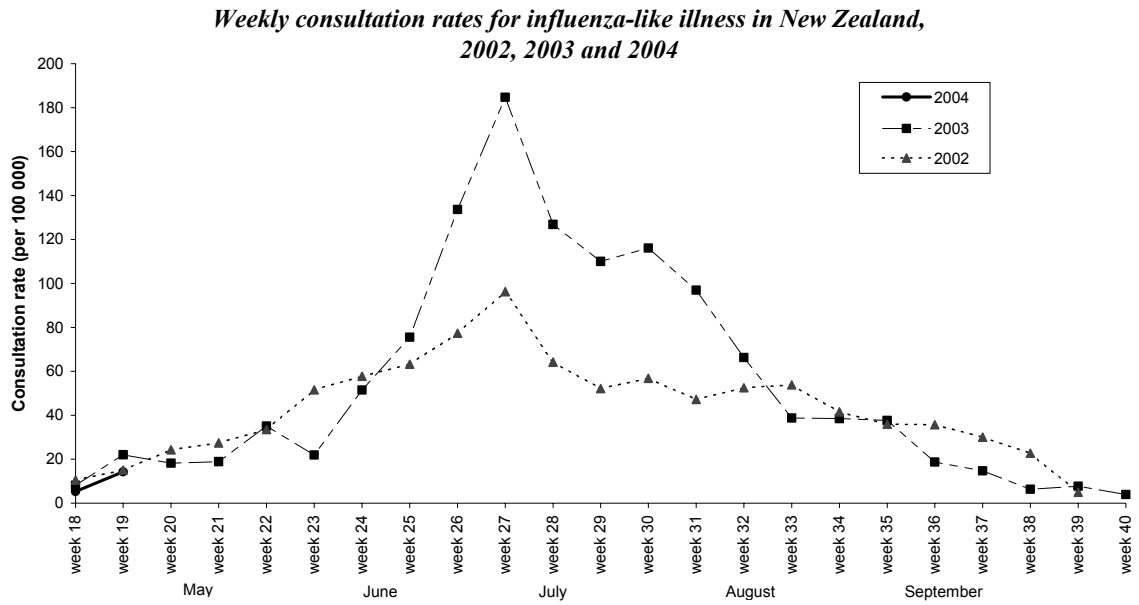
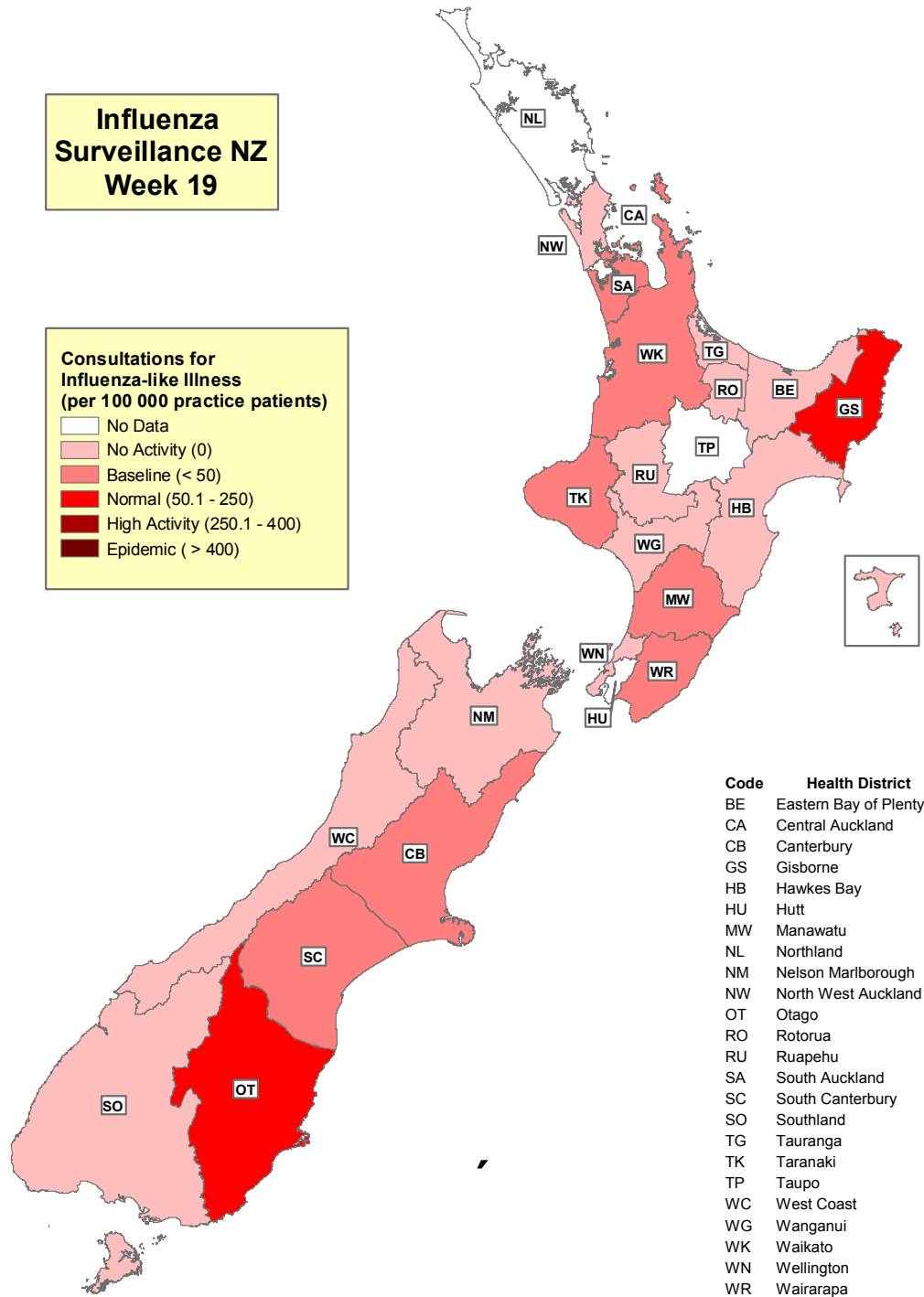


Figure 3 illustrates consultation rates for influenza-like illness mapped by health district for week 19, 2004.

Figure 3



Compiled by: Liza Lopez
 Population and Environmental Health
 ESR Kenepuru Science Centre
 PO Box 50 348
 PORIRUA

phone: 04 914-0700
 fax: 04 914-0770
 email: liza.lopez@esr.cri.nz