

INFLUENZA WEEKLY UPDATE

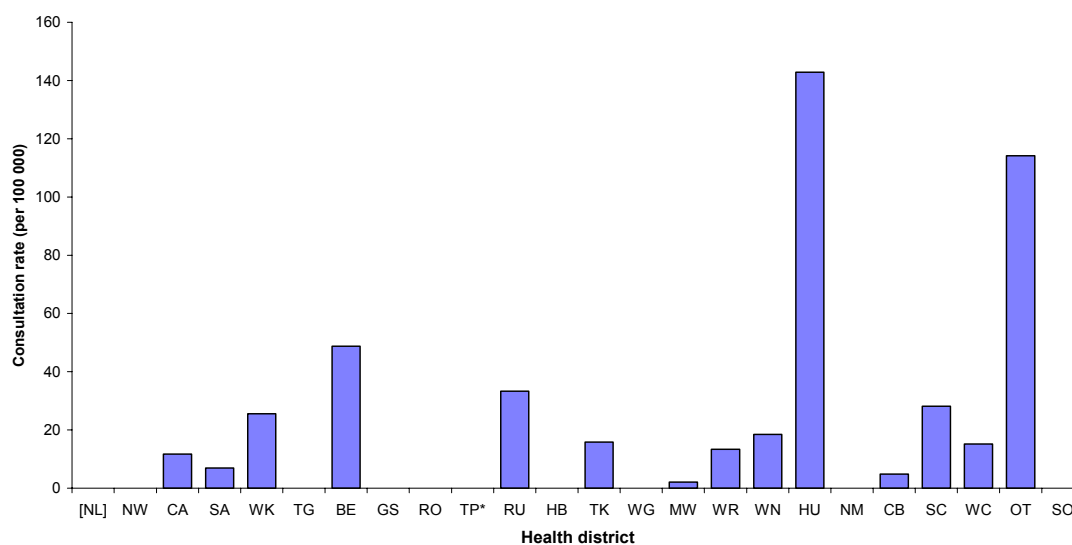
2004/20: 10 May – 16 May 2004

In the past week, a total of 57 consultations for influenza-like illness were reported from 79 general practices in 22 out of 24 health districts. This gives a weekly consultation rate of 17.1 per 100 000 patient population.

Figure 1 compares the consultation rates for influenza-like illness for each health district over the past week. Hutt had the highest consultation rate (142.9 per 100 000), followed by Otago (114.2 per 100 000).

Figure 1

*Weekly consultation rates for influenza-like illness by health district
week ending 16 May 2004*



* No sentinel practice to date

[] Health District not participating

Nineteen swabs were sent from the sentinel surveillance in the past week. Sixteen swabs were received by virology laboratories. One influenza B virus from Central Auckland was reported for the sentinel surveillance.

No isolates were reported by regional virology laboratories from the laboratory-based (non-sentinel) surveillance.

Figure 2 shows the weekly national consultation rates for 2002 and 2003 seasons, and 2004 so far. The current rate of influenza is lower than at the same time last year.

Figure 2

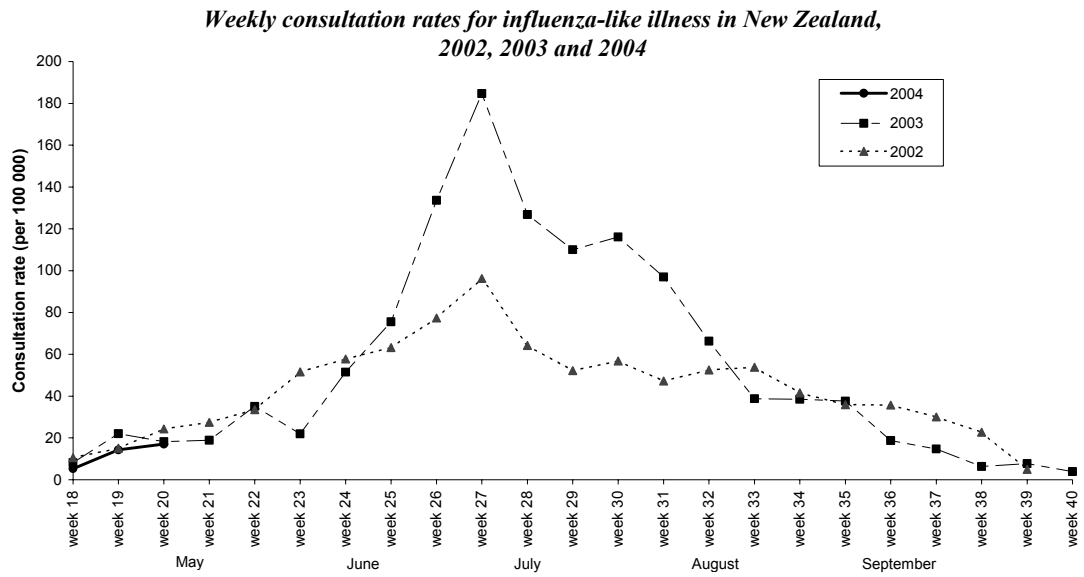
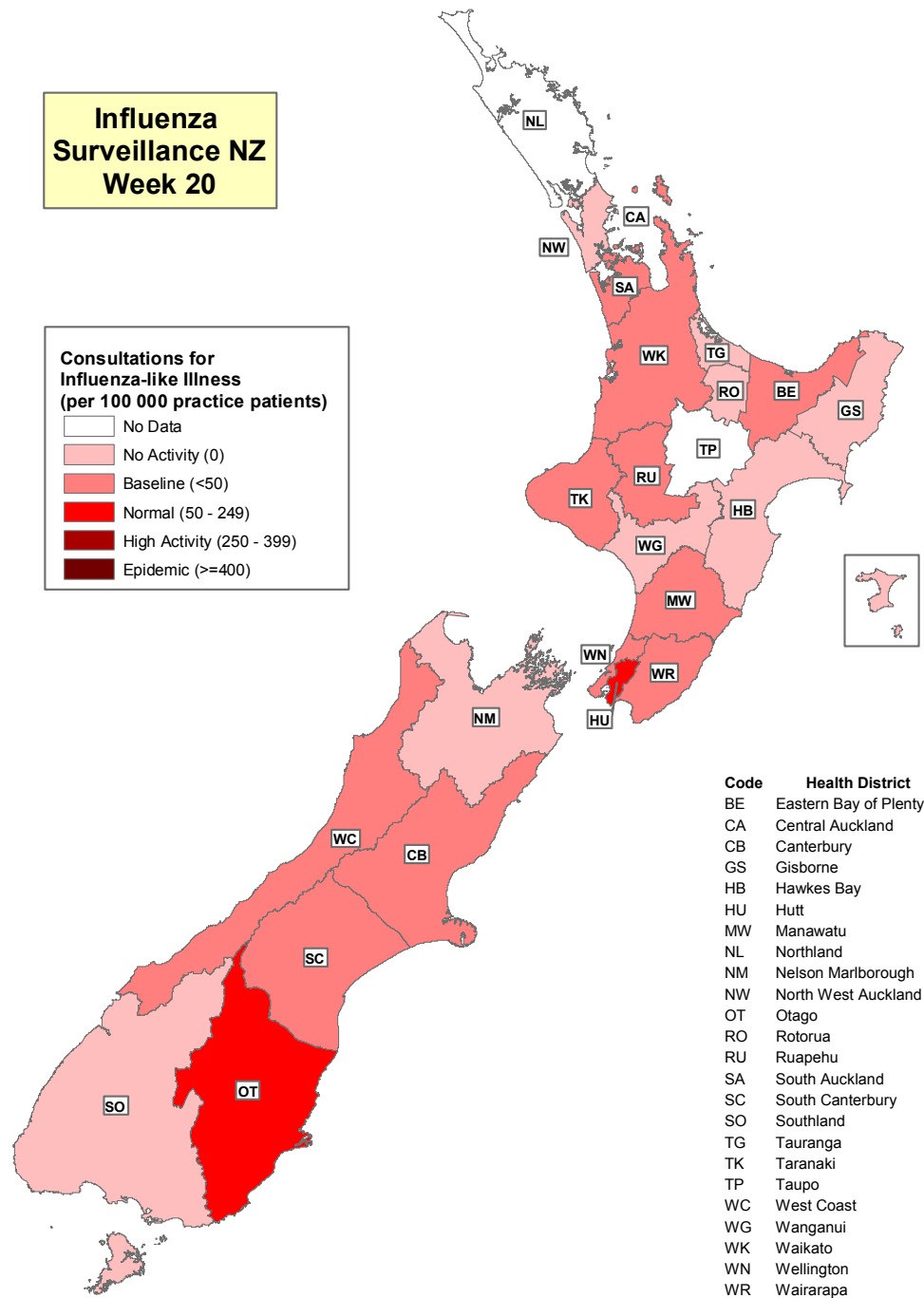


Figure 3 illustrates consultation rates for influenza-like illness mapped by health district for week 20, 2004.

Figure 3



The threshold used to describe the influenza-like activity can be referred in New Zealand Public Health Report 2001, 8 (1): 9-12 "Influenza surveillance and immunisation in New Zealand, 1990-1999"

Compiled by: Liza Lopez
 Population and Environmental Health
 ESR Kenepuru Science Centre
 PO Box 50 348
 PORIRUA

phone: 04 914-0700
 fax: 04 914-0770
 email: liza.lopez@esr.cri.nz