

INFLUENZA WEEKLY UPDATE

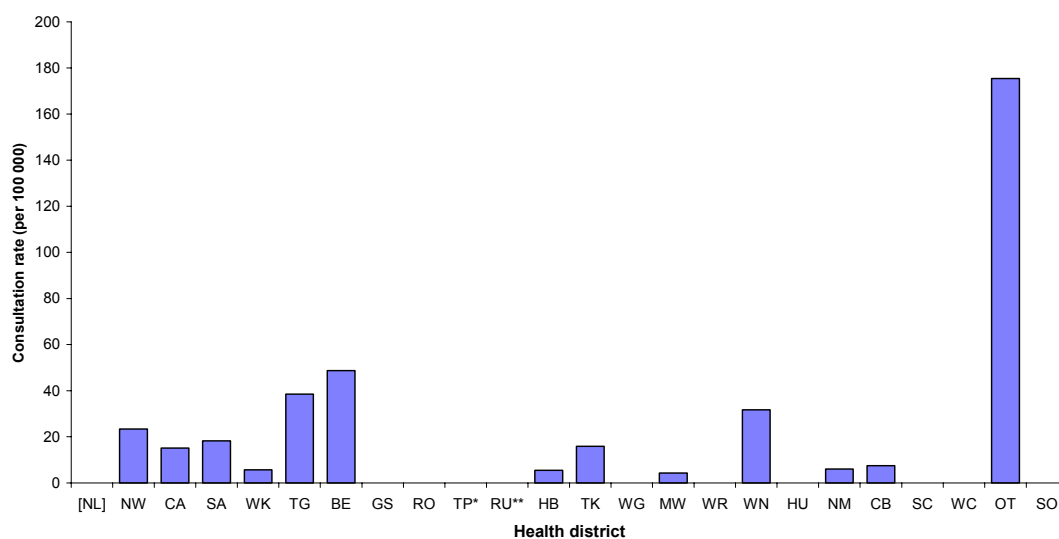
2004/22: 24 May – 30 May 2004

In the past week, a total of 80 consultations for influenza-like illness were reported from 84 general practices in 21 out of 24 health districts. This gives a weekly consultation rate of 23.0 per 100 000 patient population.

Figure 1 compares the consultation rates for influenza-like illness for each health district over the past week. Otago had the highest consultation rate (175.4 per 100 000), followed by Eastern Bay of Plenty (48.8 per 100 000).

Figure 1

*Weekly consultation rates for influenza-like illness by health district
week ending 30 May 2004*



* No sentinel practice to date

** Health District did not participate for the week

[] Health District not participating

Twenty-three swabs were sent from the sentinel surveillance in the past week. Twenty-three swabs were received by virology laboratories. The influenza virus is yet to be identified.

No isolates were reported by regional virology laboratories from the laboratory-based (non-sentinel) surveillance.

Figure 2 shows the weekly national consultation rates for 2002 and 2003 seasons, and 2004 so far. The current rate of influenza is lower than at the same time last year.

Figure 2

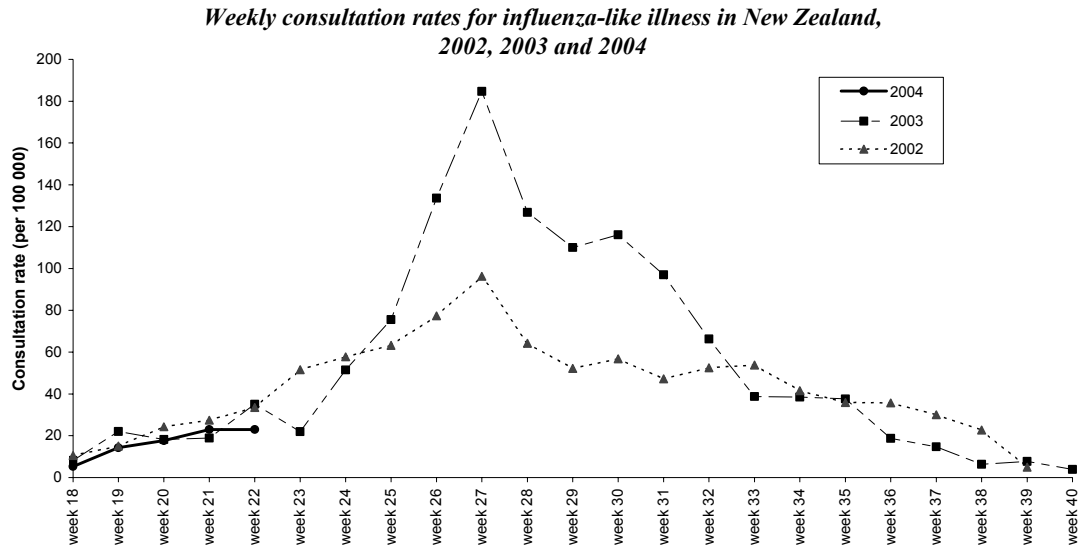
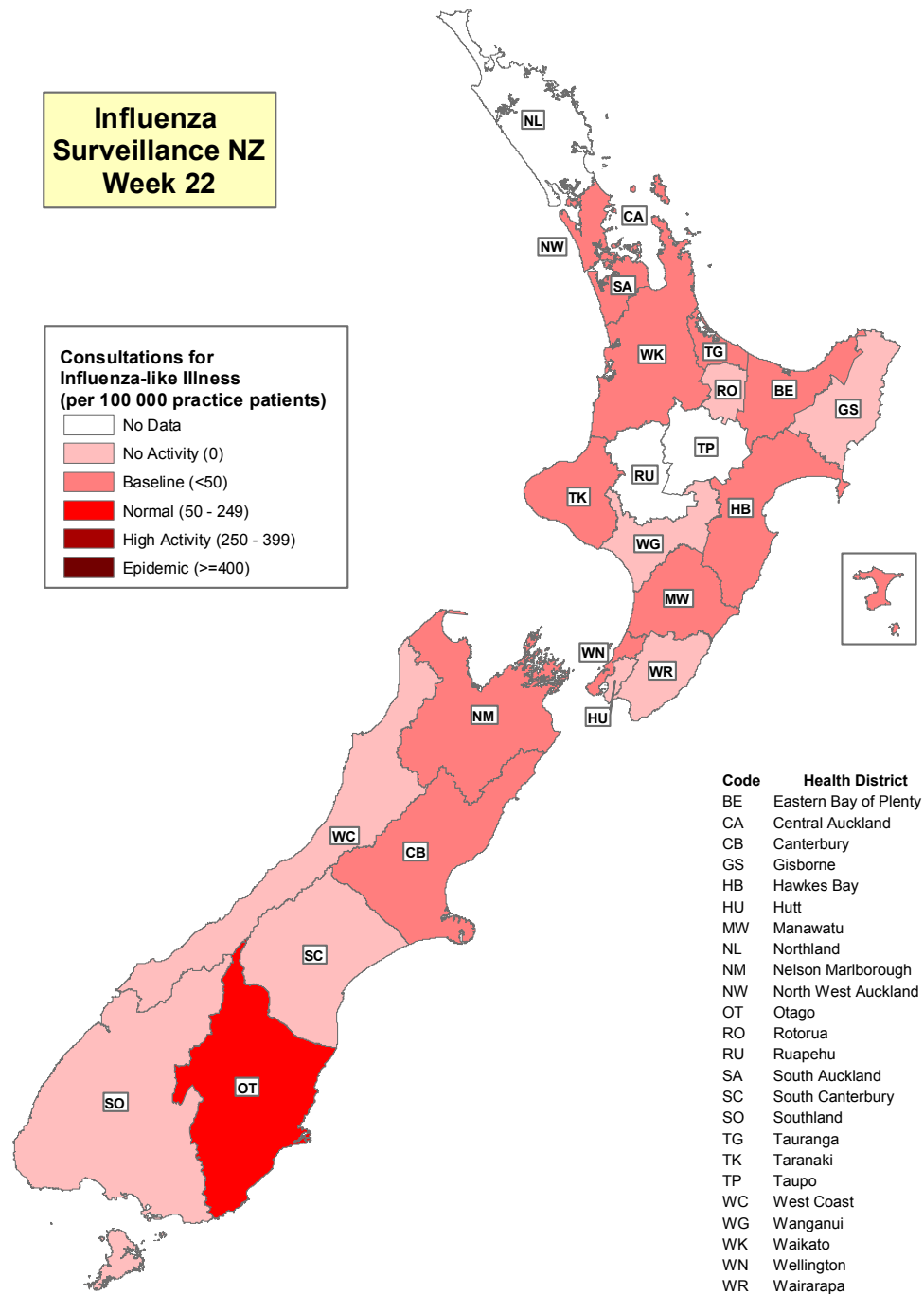


Figure 3 illustrates consultation rates for influenza-like illness mapped by health district for week 22, 2004.

Figure 3



The threshold used to describe the influenza-like activity can be referred in New Zealand Public Health Report 2001, 8 (1): 9-12 "Influenza surveillance and immunisation in New Zealand, 1990-1999"

Compiled by: Liza Lopez
 Population and Environmental Health
 ESR Kenepuru Science Centre
 PO Box 50 348
 PORIRUA

phone: 04 914-0700
 fax: 04 914-0770
 email: liza.lopez@esr.cri.nz