

INFLUENZA WEEKLY UPDATE

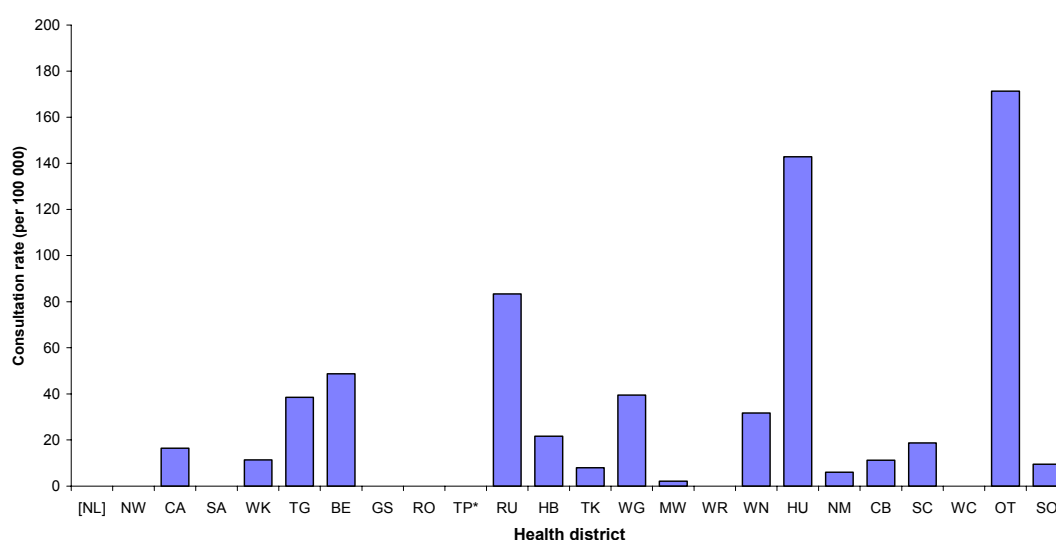
2004/23: 31 May – 06 June 2004

In the past week, a total of 84 consultations for influenza-like illness were reported from 85 general practices in 22 out of 24 health districts. This gives a weekly consultation rate of 23.7 per 100 000 patient population.

Figure 1 compares the consultation rates for influenza-like illness for each health district over the past week. Otago had the highest consultation rate (171.3 per 100 000), followed by Hutt (142.9 per 100 000).

Figure 1

*Weekly consultation rates for influenza-like illness by health district
week ending 4 June 2004*



* No sentinel practice to date

[] Health District not participating

Twenty-one swabs were sent from the sentinel surveillance in the past week. Seventeen swabs were received by virology laboratories. The virus is yet to be isolated from these isolates.

Two Influenza A/Fujian/411/2002 (H3N2)-like viruses were reported this week from South Auckland by Auckland virology laboratory from the laboratory-based (non-sentinel) surveillance, from specimens taken in March.

Figure 2 shows the weekly national consultation rates for 2002 and 2003 seasons, and 2004 so far. The current rate of influenza is higher than at the same time last year.

Figure 2

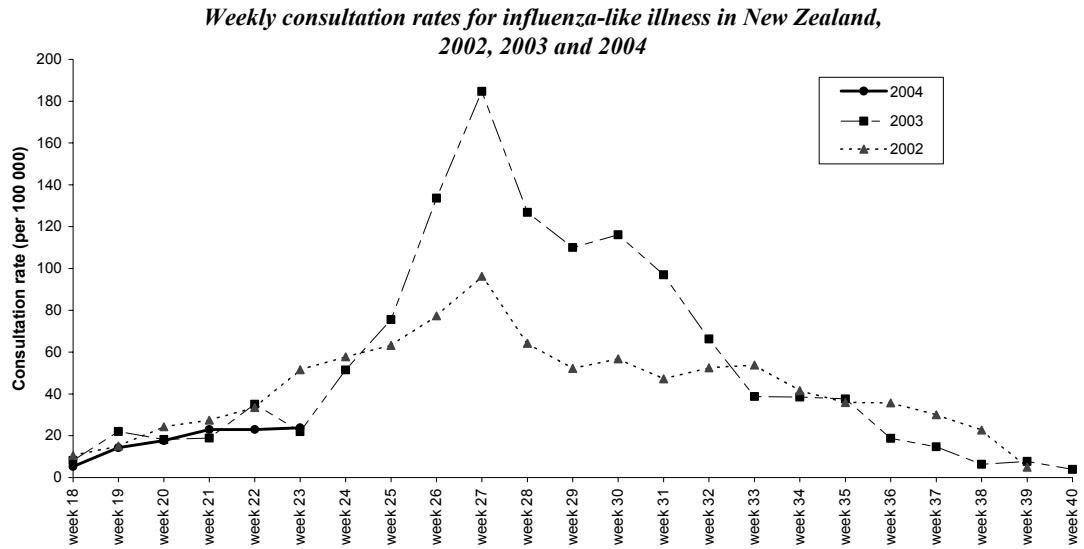
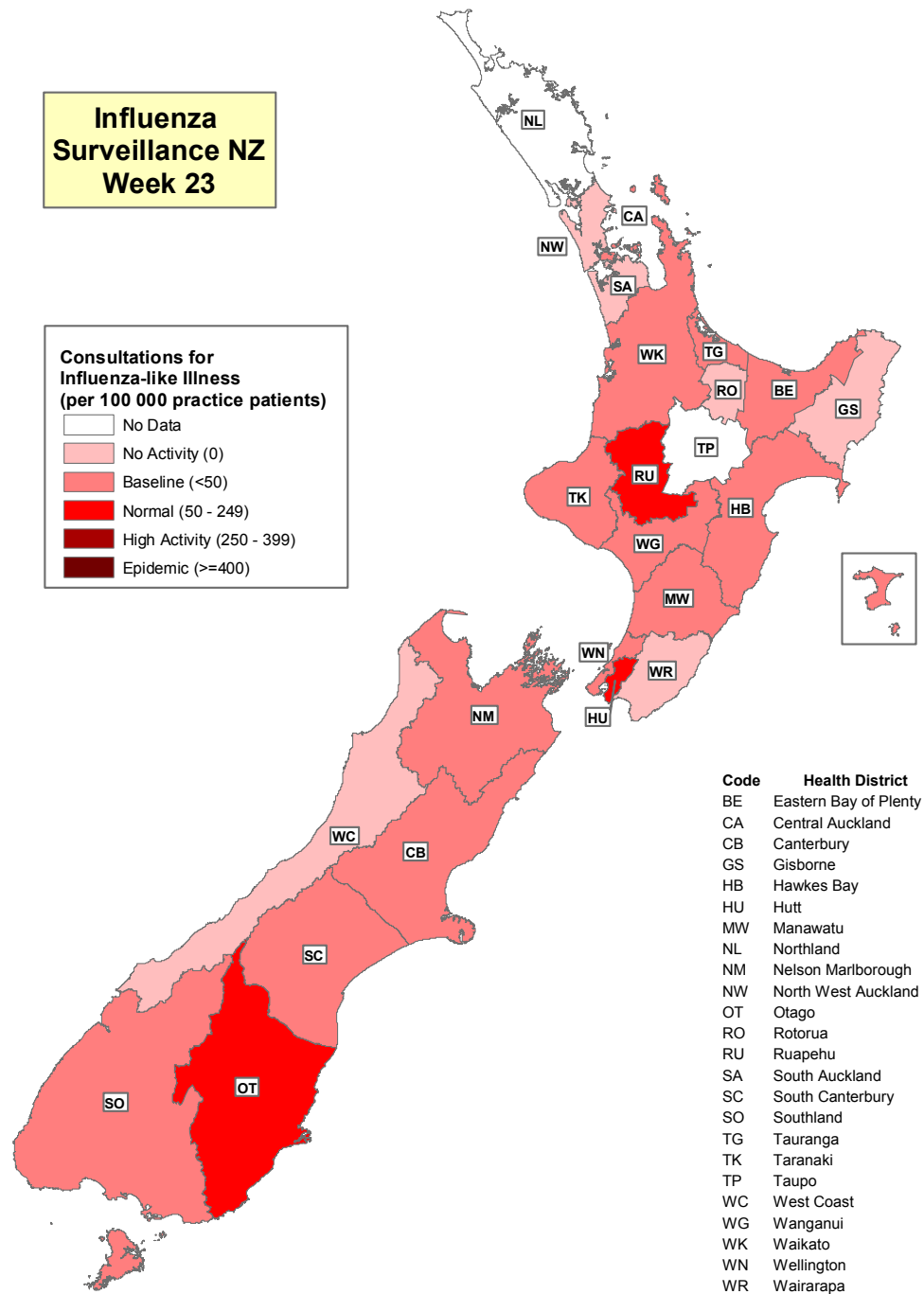


Figure 3 illustrates consultation rates for influenza-like illness mapped by health district for week 23, 2004.

Figure 3



The threshold used to describe the influenza-like activity can be referred in New Zealand Public Health Report 2001, 8 (1): 9-12 "Influenza surveillance and immunisation in New Zealand, 1990-1999"

Compiled by: Liza Lopez
 Population and Environmental Health
 ESR Kenepuru Science Centre
 PO Box 50 348
 PORIRUA

phone: 04 914-0700
 fax: 04 914-0770
 email: liza.lopez@esr.cri.nz