

# INFLUENZA WEEKLY UPDATE

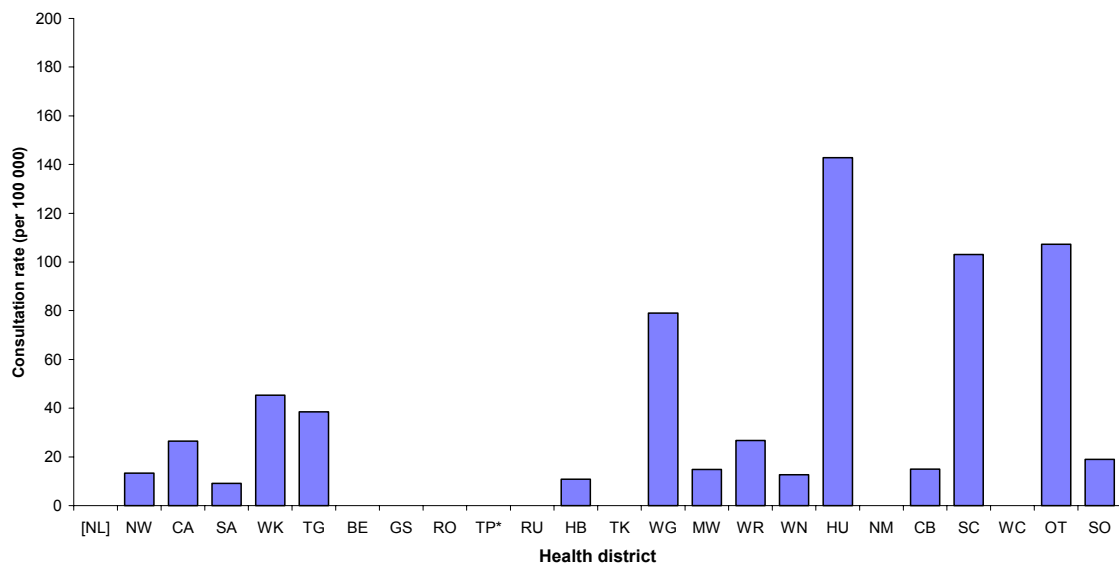
2004/25: 14 June – 20 June 2004

In the past week, a total of 100 consultations for influenza-like illness were reported from 85 general practices in 22 out of 24 health districts. This gives a weekly consultation rate of 27.8 per 100 000 patient population.

Figure 1 compares the consultation rates for influenza-like illness for each health district over the past week. Hutt had the highest consultation rate (142.9 per 100 000), followed by Otago (107.3 per 100 000).

Figure 1

*Weekly consultation rates for influenza-like illness by health district  
week ending 18 June 2004*



\* No sentinel practice to date

[ ] Health District not participating

Twenty-four swabs were sent from the sentinel surveillance in the past week. Twenty-three swabs were received by virology laboratories. One Influenza A virus (yet to be subtyped) was reported from North West Auckland for the sentinel surveillance.

No isolates were reported for the laboratory-based (non-sentinel) surveillance.

Figure 2 shows the weekly national consultation rates for 2002 and 2003 seasons, and 2004 so far. The current rate of influenza is lower than at the same time last year.

Figure 2

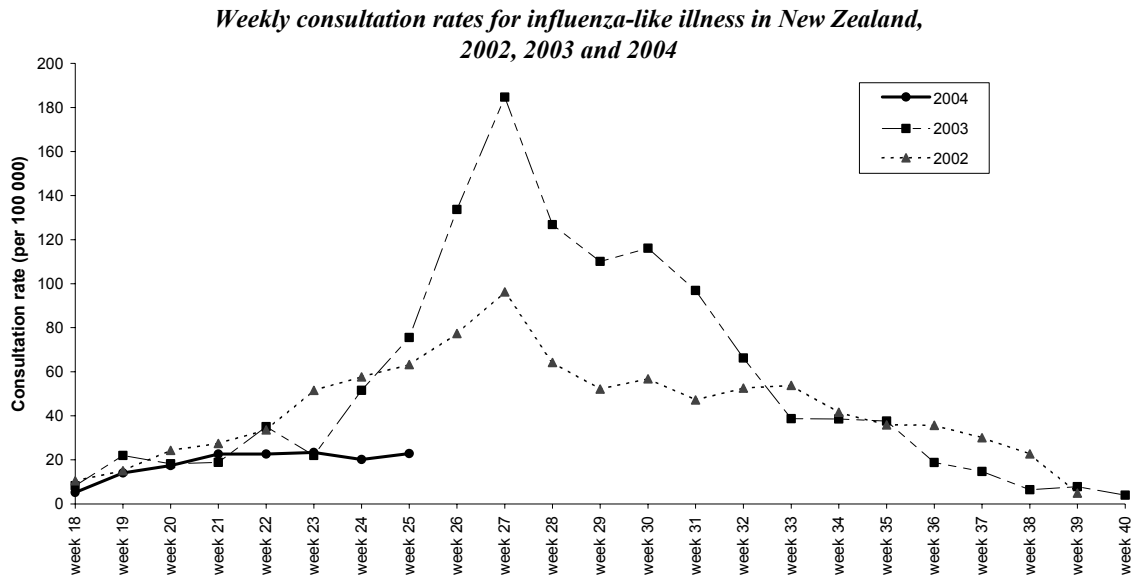
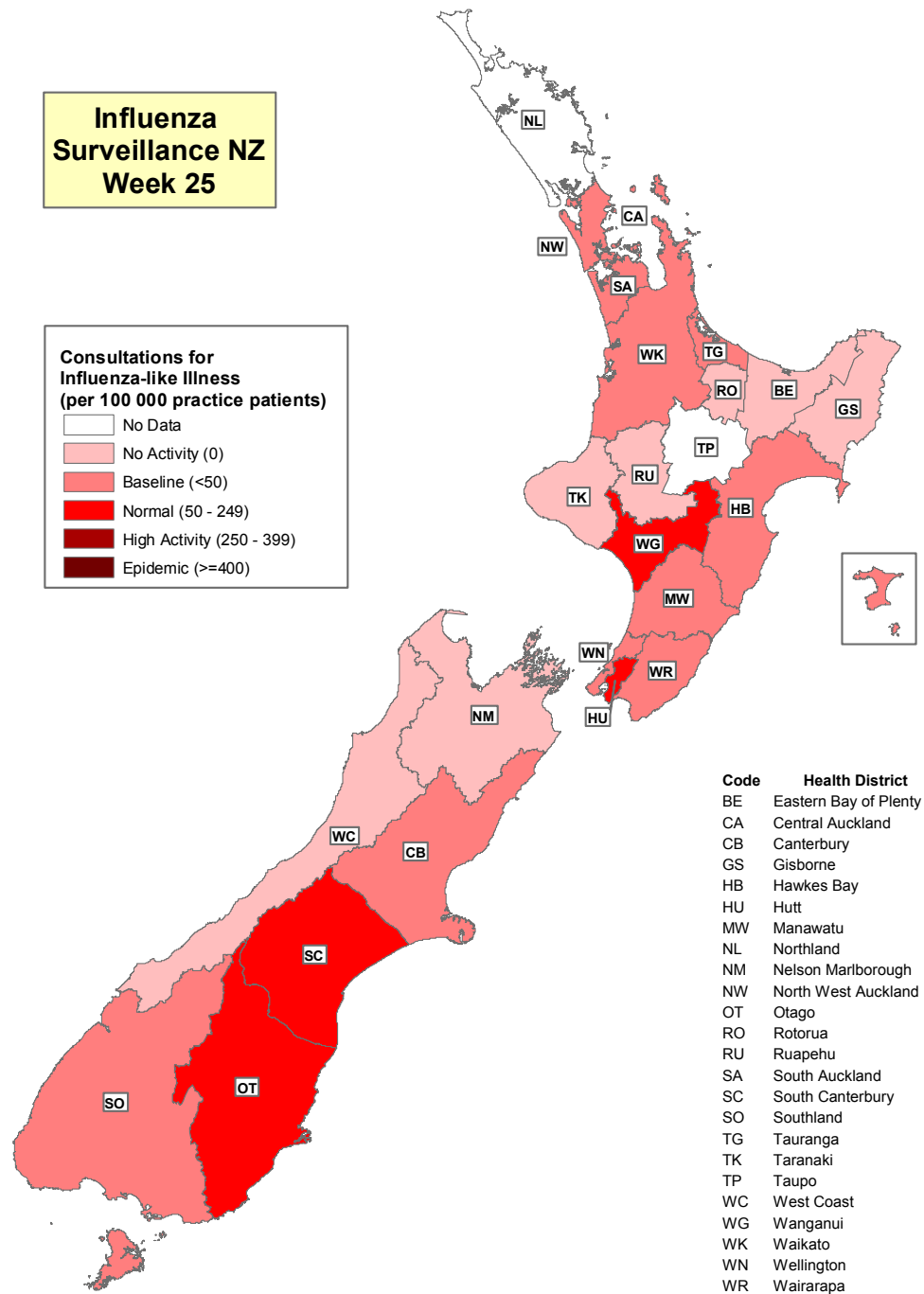


Figure 3 illustrates consultation rates for influenza-like illness mapped by health district for week 25, 2004.

Figure 3



The threshold used to describe the influenza-like activity can be referred in New Zealand Public Health Report 2001, 8 (1): 9-12 "Influenza surveillance and immunisation in New Zealand, 1990-1999"

---

Compiled by: Liza Lopez  
 Population and Environmental Health  
 ESR Kenepuru Science Centre  
 PO Box 50 348  
 PORIRUA

phone: 04 914-0700  
 fax: 04 914-0770  
 email: liza.lopez@esr.cri.nz