

INFLUENZA WEEKLY UPDATE

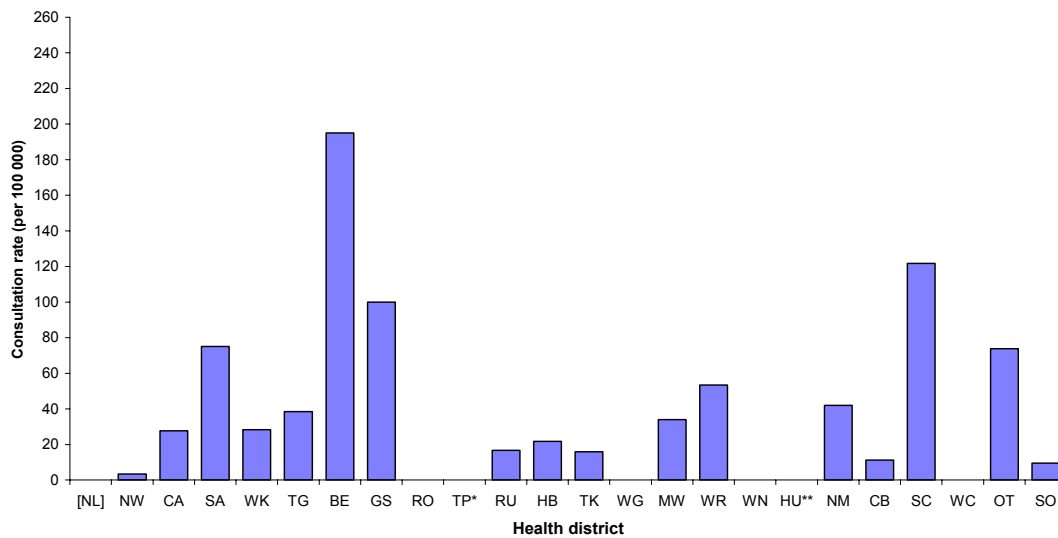
2004/27: 28 June – 04 July 2004

In the past week, a total of 118 consultations for influenza-like illness were reported from 83 general practices in 21 out of 24 health districts. This gives a weekly consultation rate of 33.1 per 100 000 patient population.

Figure 1 compares the consultation rates for influenza-like illness for each health district over the past week. Eastern Bay of Plenty had the highest consultation rate (195.0 per 100 000), followed by South Canterbury (121.8 per 100 000).

Figure 1

*Weekly consultation rates for influenza-like illness by health district
week ending 02 July 2004*



[] Health District not participating

* No sentinel practice to date

** Health district did not participate for the week

Thirty-five swabs were sent from the sentinel surveillance in the past week. Thirty-three swabs were received by virology laboratories. One Influenza A virus (yet to be subtyped) was reported from North West Auckland for the sentinel surveillance.

Two influenza A isolates (yet to be subtyped) were reported from Central Auckland and Waikato for the laboratory-based (non-sentinel) surveillance.

Figure 2 shows the weekly national consultation rates for 2002 and 2003 seasons, and 2004 so far. The current rate of influenza is lower than at the same time last year.

Figure 2

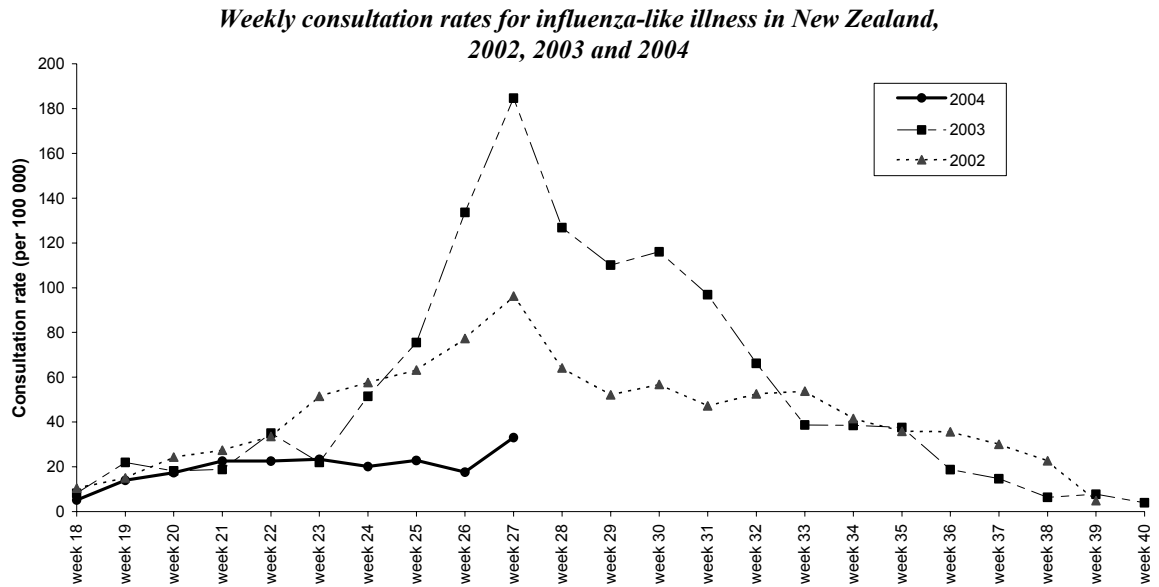
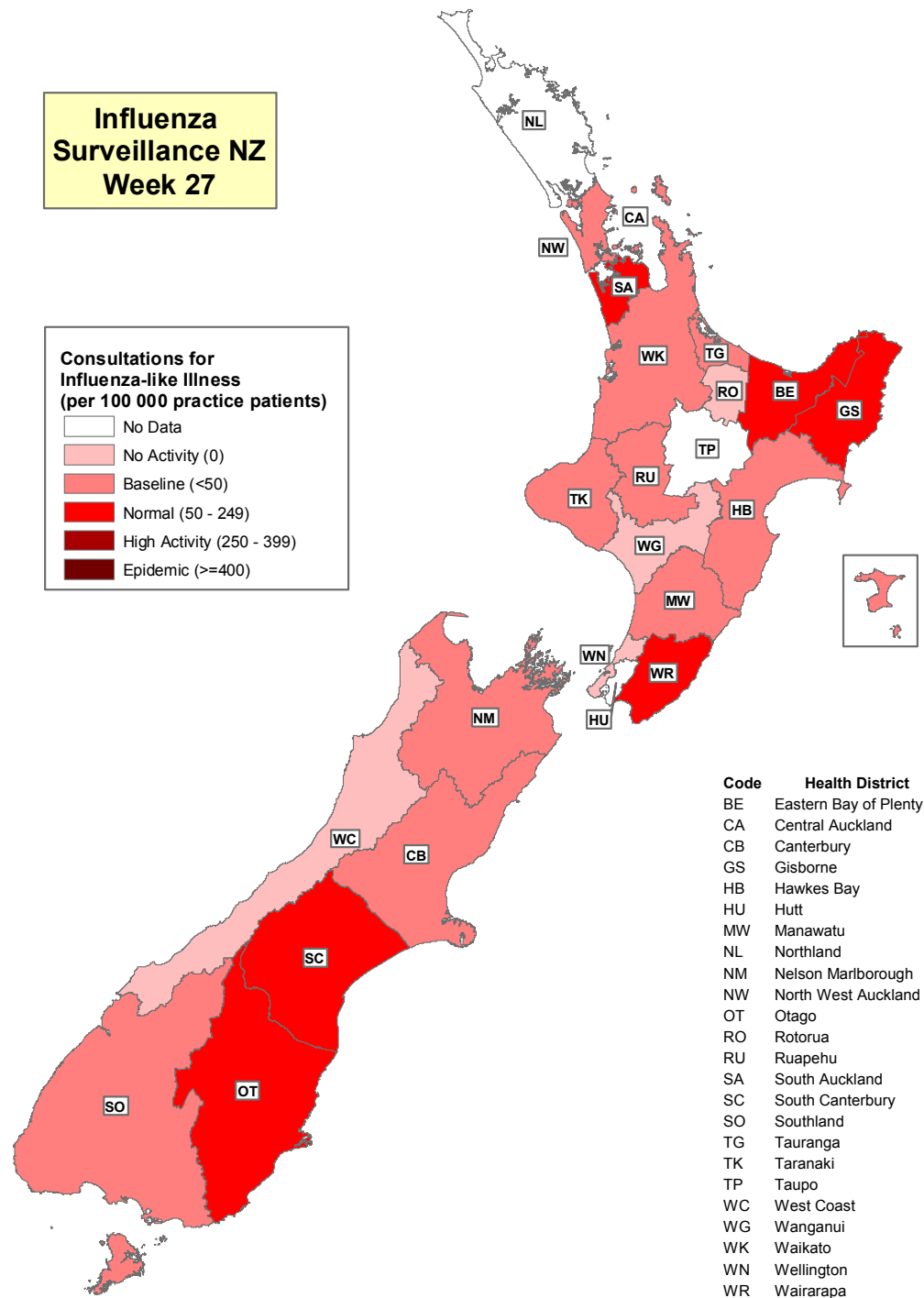


Figure 3 illustrates consultation rates for influenza-like illness mapped by health district for week 27, 2004.

Figure 3



The threshold used to describe the influenza-like activity can be referred in New Zealand Public Health Report 2001, 8 (1): 9-12 "Influenza surveillance and immunisation in New Zealand, 1990-1999"

Compiled by: Liza Lopez
 Population and Environmental Health
 ESR Kenepuru Science Centre
 PO Box 50 348
 PORIRUA

phone: 04 914-0700
 fax: 04 914-0770
 email: liza.lopez@esr.cri.nz