

INFLUENZA WEEKLY UPDATE

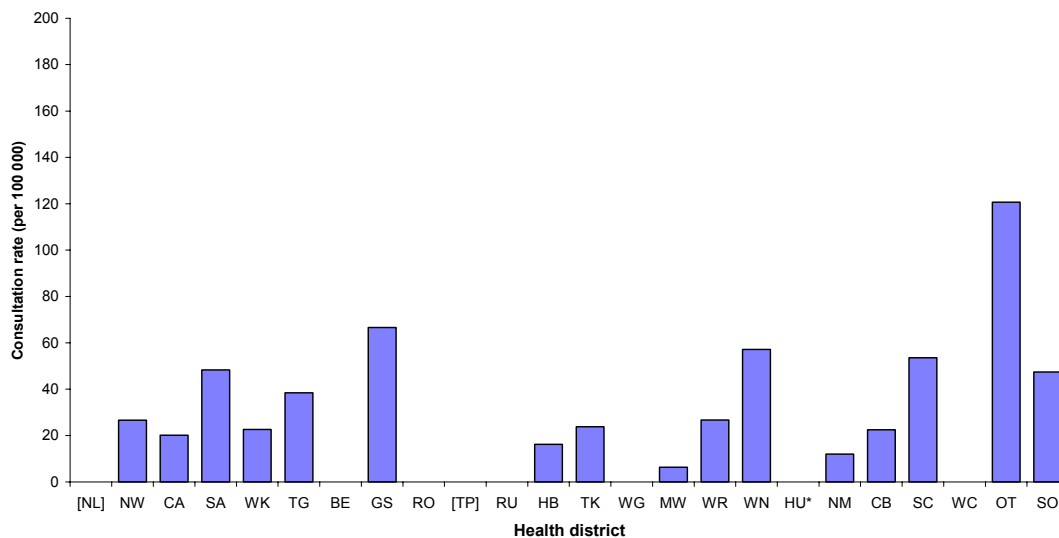
2004/33: 09 August – 15 August 2004

In the past week, a total of 112 consultations for influenza-like illness were reported from 84 general practices in 21 out of 24 health districts. This gives a weekly consultation rate of 31.1 per 100 000 patient population.

Figure 1 compares the consultation rates for influenza-like illness for each health district over the past week. Otago had the highest consultation rate (120.7 per 100 000), followed by Gisborne (66.7 per 100 000).

Figure 1

*Weekly consultation rates for influenza-like illness by health district
week ending 13 August 2004*



[] Health Districts not participating

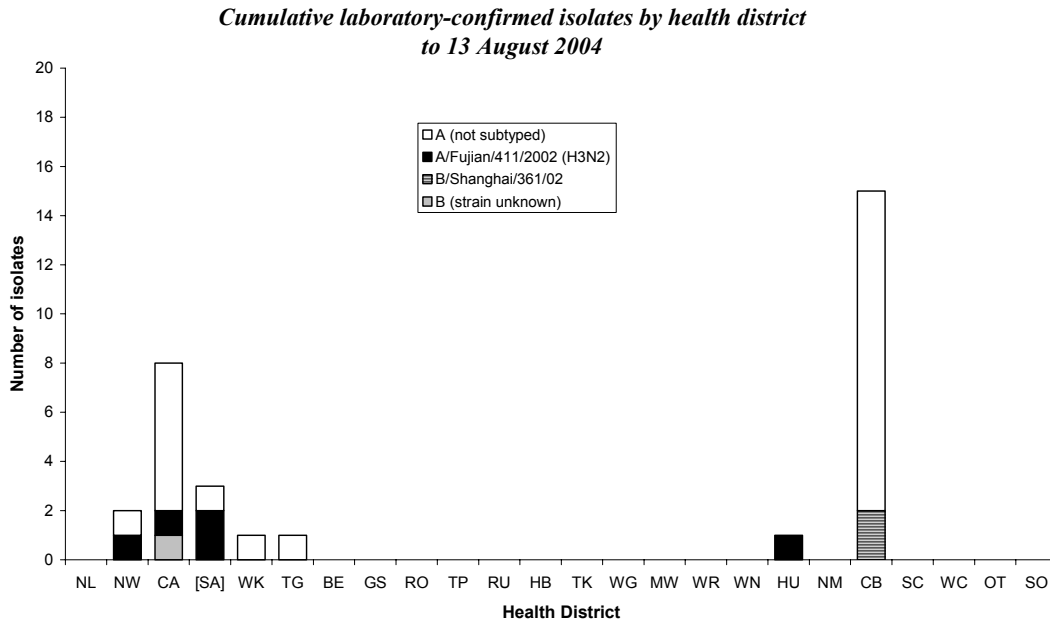
* Health District did not participate for the week

Forty-seven swabs were sent from the sentinel surveillance in the past week. Thirty-six swabs were received by virology laboratories. Of these, one was identified as influenza A (yet to be subtyped) from Canterbury.

In addition, eight influenza A isolates (yet to be subtyped) were reported this week for the laboratory-based (non-sentinel) surveillance. Of these, five were from Canterbury, two from Central Auckland, and one from South Auckland.

Figure 2 shows the cumulative total of influenza isolates confirmed (sentinel and laboratory-based surveillance) to the end of week 33, July 2004. A total of 31 isolates were identified. Of these, 23 were influenza A (yet to be subtyped), five were subtyped as A/Fujian/411/2002 (H3N2), two as B/Shanghai/361/02-like, and one as influenza B (not typed).

Figure 2



[] The two A/Fujian/411/2002 (H3N2) viruses reported from South Auckland were specimens taken in March.

Figure 3 shows the weekly national consultation rates for 2002 and 2003 seasons, and 2004 so far. The current rate of influenza is lower than at the same time last year.

Figure 3

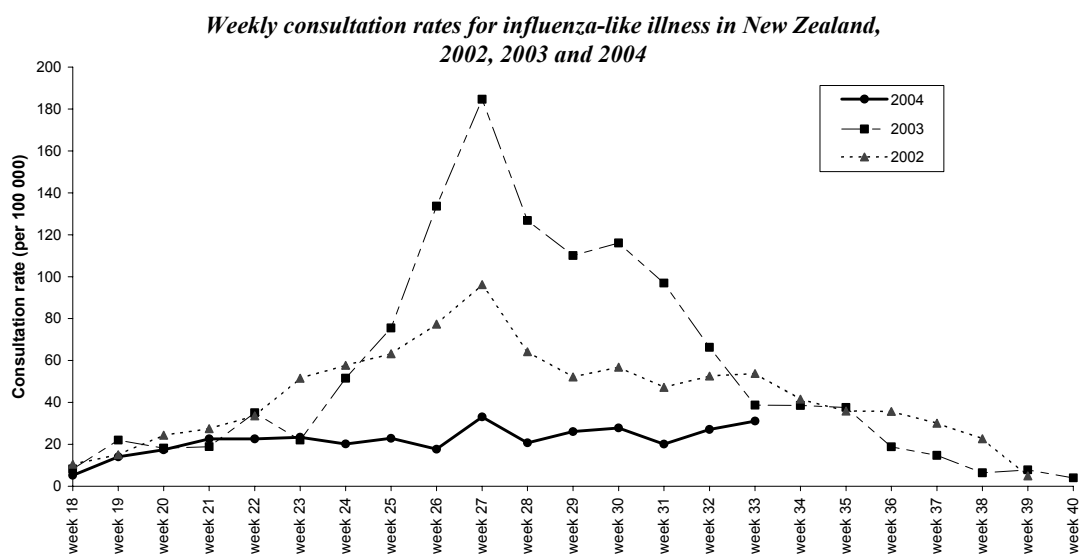
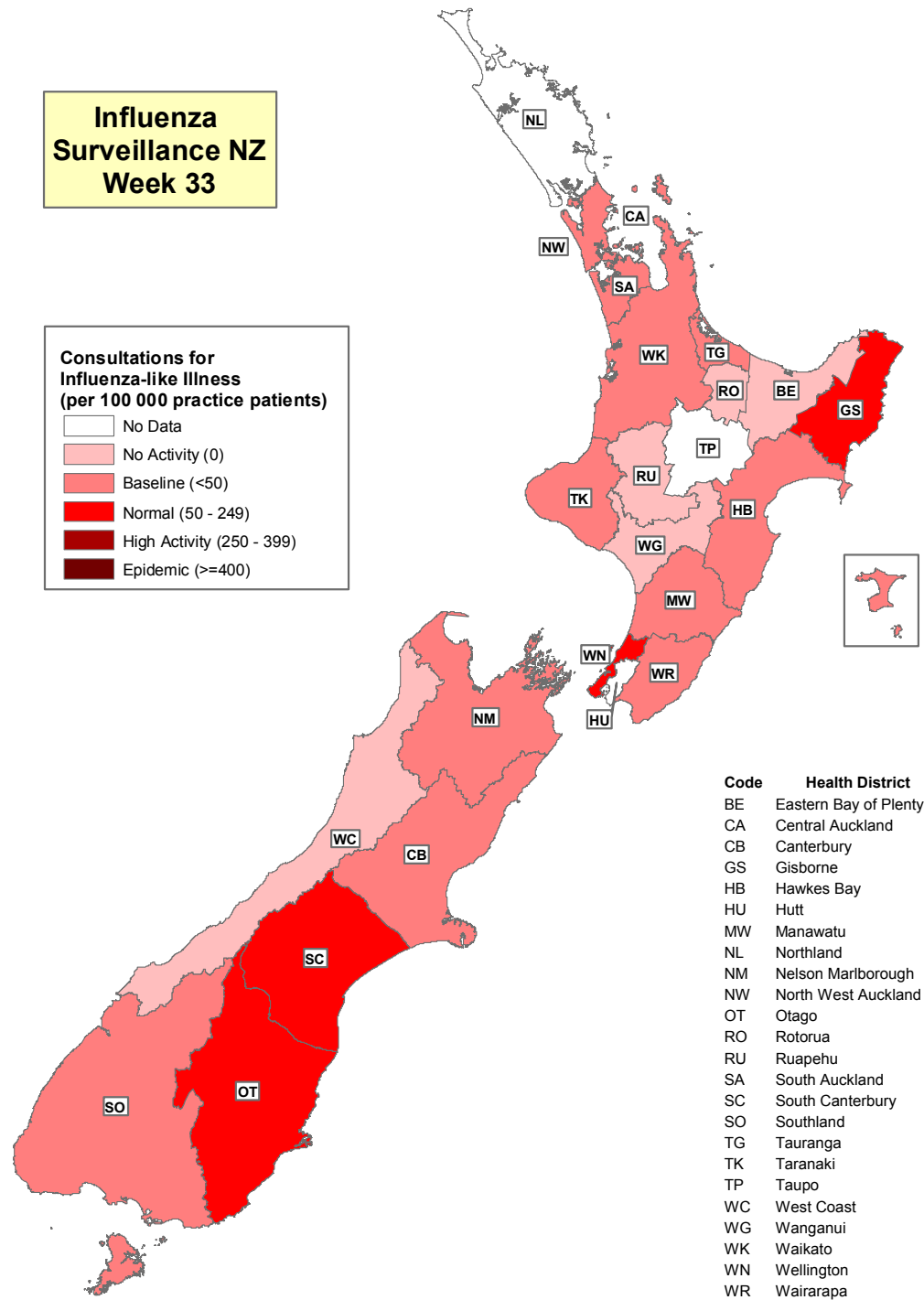


Figure 4 illustrates consultation rates for influenza-like illness mapped by health district for week 33, 2004.

Figure 4



The threshold used to describe the influenza-like activity can be referred in New Zealand Public Health Report 2001, 8 (1): 9-12 "Influenza surveillance and immunisation in New Zealand, 1990-1999"

Compiled by: Liza Lopez
 Population and Environmental Health
 ESR Kenepuru Science Centre
 PO Box 50 348
 PORIRUA

phone: 04 914-0700
 fax: 04 914-0770
 email: liza.lopez@esr.cri.nz