

# INFLUENZA WEEKLY UPDATE

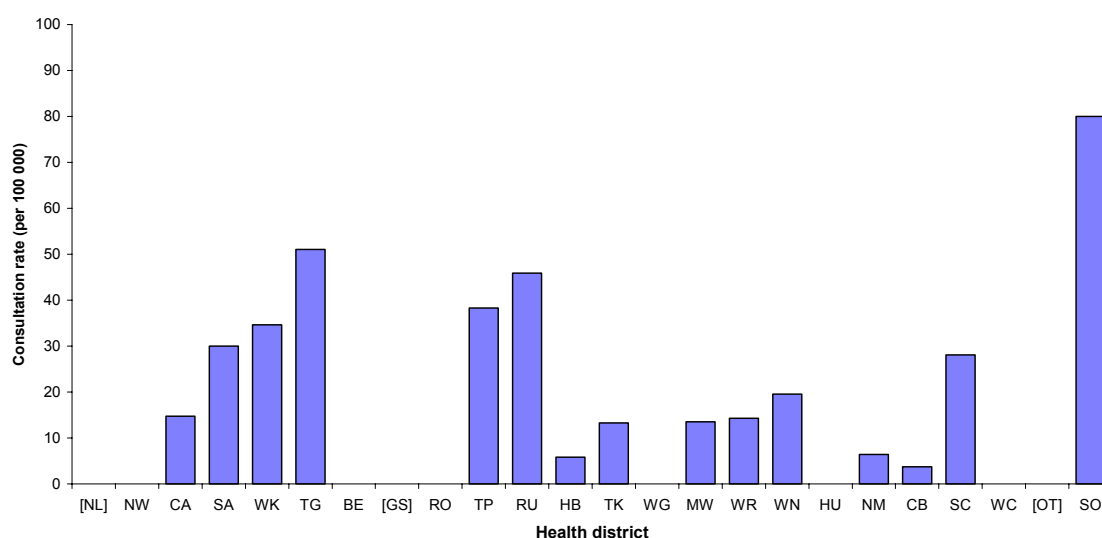
2005/17: 23 April – 29 April 2005

In the past week, a total of 47 consultations for influenza-like illness were reported from 73 general practices in 21 out of 24 health districts. This gives a weekly consultation rate of 16.1 per 100 000 patient population.

Figure 1 compares the consultation rates for influenza-like illness for each health district over the past week. Southland had the highest consultation rate (80.0 per 100 000), followed by Tauranga (51.0 per 100 000).

Figure 1

*Weekly consultation rates for influenza-like illness by health district  
week ending 29 April 2005*



[ ] Health District not participating

Eleven swabs were sent from the sentinel surveillance in the past week. Twelve swabs were received by virology laboratories. Of these, three influenza B viruses were identified (2 B/Hong Kong/330/2001-like and one B/Shanghai/361/2002-like) reported from Wellington from the sentinel surveillance.

Two influenza B viruses (yet to be antigenically typed) one each from Central Auckland and Canterbury were reported from the laboratory-based (non-sentinel) surveillance.

Figure 2 shows the weekly national consultation rates for 2003 and 2004 seasons, and 2005 so far.

Figure 2

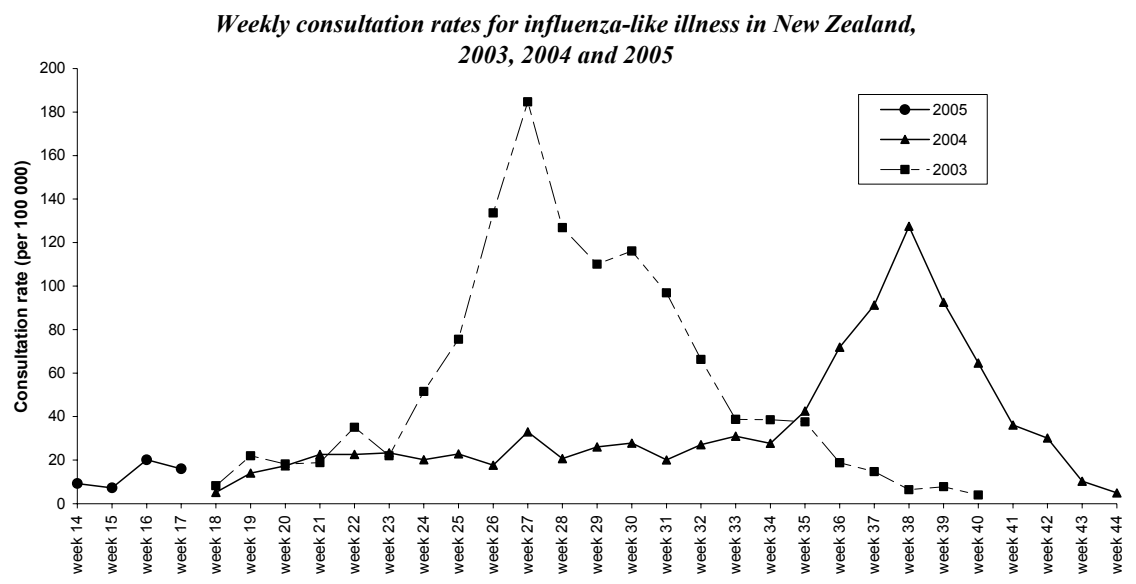
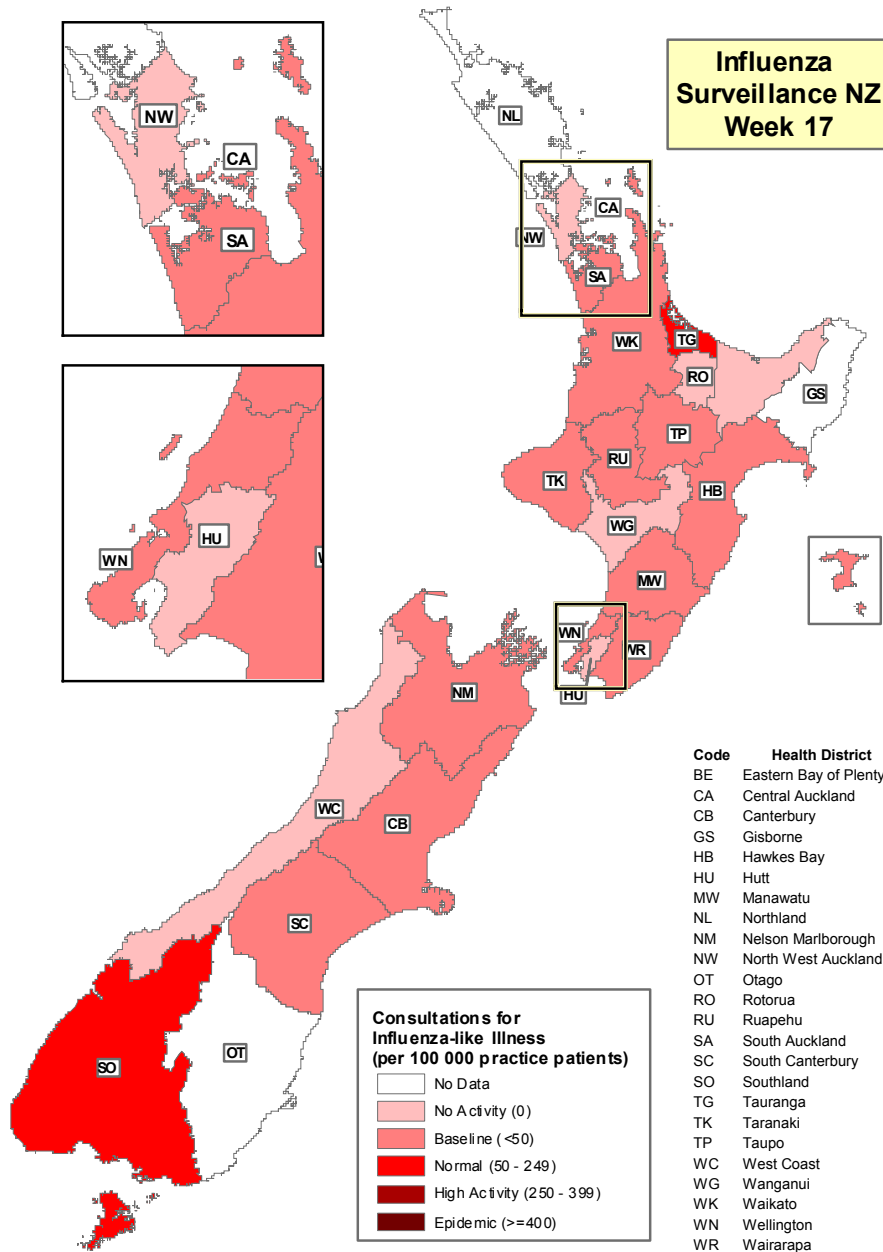


Figure 3 illustrates consultation rates for influenza-like illness mapped by health district for week 17, 2005.

Figure 3



The threshold used to describe the influenza-like activity can be referred in New Zealand Public Health Report 2001, 8 (1): 9-12 "Influenza surveillance and immunisation in New Zealand, 1990-1999"

---

Compiled by: Liza Lopez  
 Population and Environmental Health  
 ESR Kenepuru Science Centre  
 PO Box 50 348  
 PORIRUA

phone: 04 914-0647  
 fax: 04 914-0770  
 email: liza.lopez@esr.cri.nz