

# INFLUENZA WEEKLY UPDATE

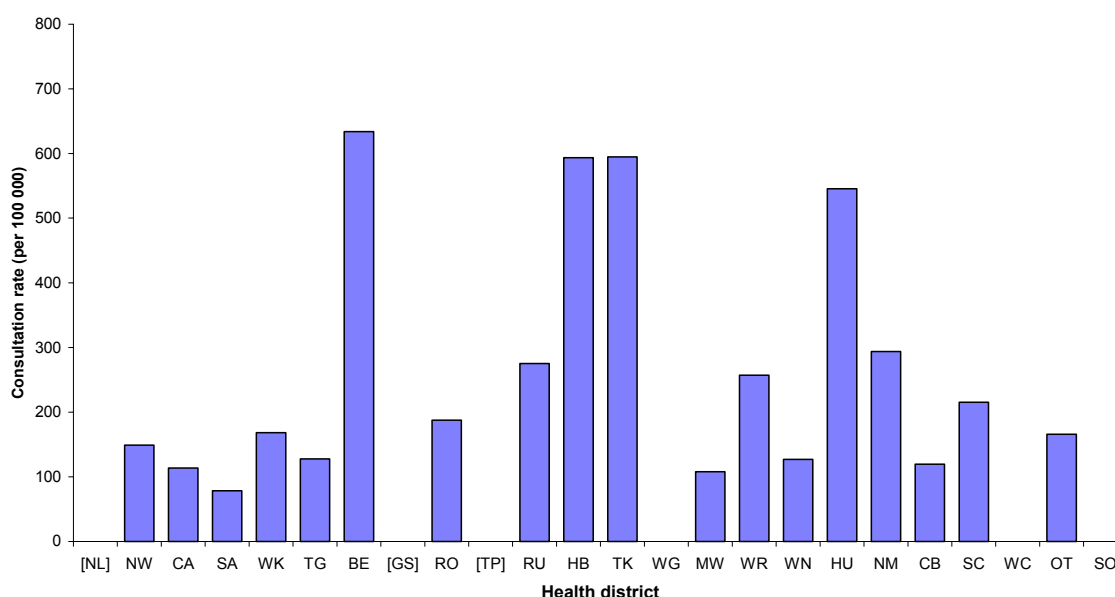
2005/25: 18 June – 24 June 2005

In the past week, a total of 529 consultations for influenza-like illness were reported from 78 general practices in 21 out of 24 health districts. This gives a weekly consultation rate of 174.4 per 100 000 patient population.

Figure 1 compares the consultation rates for influenza-like illness for each health district over the past week. Eastern Bay of Plenty had the highest consultation rate (633.8 per 100 000), followed by Taranaki (594.7 per 100 000).

Figure 1

*Weekly consultation rates for influenza-like illness by health district  
week ending 24 June 2005*



[ ] Health Districts not participating

Ninety-four swabs were sent from the sentinel surveillance in the past week. Eighty-eight swabs were received by virology laboratories. Of these, 41 influenza viruses were identified, 21 as B/Hong Kong/330/2001-like, 15 as influenza B (yet to be antigenically typed), four as B/Shanghai/361/2002-like and one as influenza A (yet to be sub-typed). The distribution by health district is shown in Table 1.

Table 1.

	NW	CA	SA	WK	TG	BE	RO	HB	WR	WN	NM	CB	SC	Grand Total
A	0	0	0	0	0	0	0	0	0	0	0	1	0	1
B	1	2	0	9	0	0	0	0	0	0	0	3	0	15
B/Hong Kong/330/2001 - like	2	0	1	0	2	0	1	5	1	4	4	0	1	21
B/Shanghai/361/2002-like	0	1	0	0	0	2	0	1	0	0	0	0	0	4
<b>Total</b>	<b>3</b>	<b>3</b>	<b>1</b>	<b>9</b>	<b>2</b>	<b>2</b>	<b>1</b>	<b>6</b>	<b>1</b>	<b>4</b>	<b>4</b>	<b>4</b>	<b>1</b>	<b>41</b>

In addition, 66 influenza viruses were reported this week from the laboratory-based (non-



Figure 3 shows the weekly national consultation rates for 2003 and 2004 seasons, and 2005 so far. The current rate of influenza is higher than at the same time last year.

Figure 3

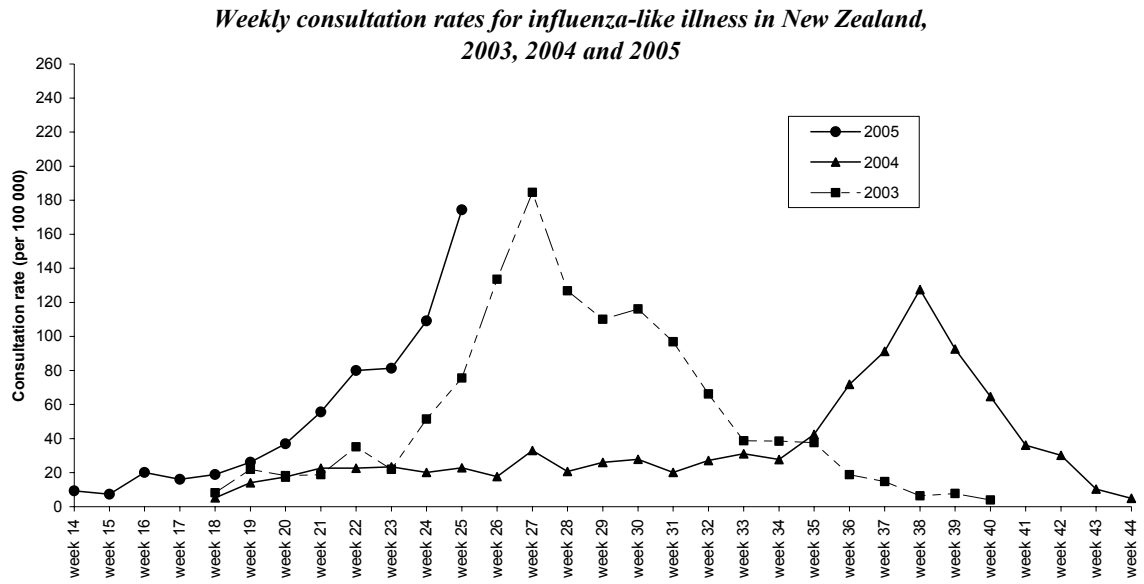
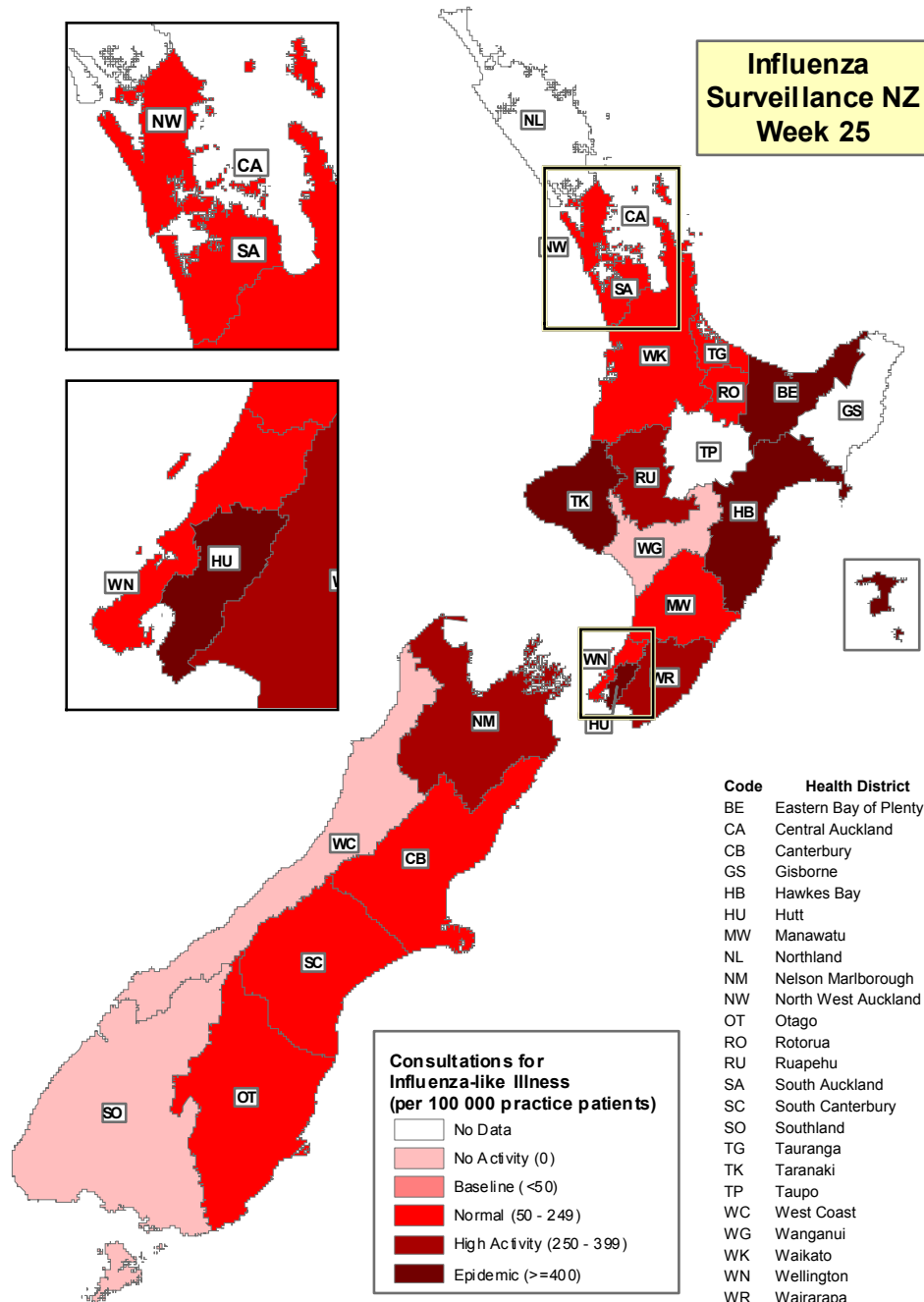


Figure 4 illustrates consultation rates for influenza-like illness mapped by health district for week 25, 2005.

Figure 4



The threshold used to describe the influenza-like activity can be referred in New Zealand Public Health Report 2001, 8 (1): 9-12 "Influenza surveillance and immunisation in New Zealand, 1990-1999"

Compiled by: Liza Lopez  
 Population and Environmental Health  
 ESR Kenepuru Science Centre  
 PO Box 50 348  
 PORIRUA

phone: 04 914-0647  
 fax: 04 914-0770  
 email: liza.lopez@esr.cri.nz