

INFLUENZA WEEKLY UPDATE

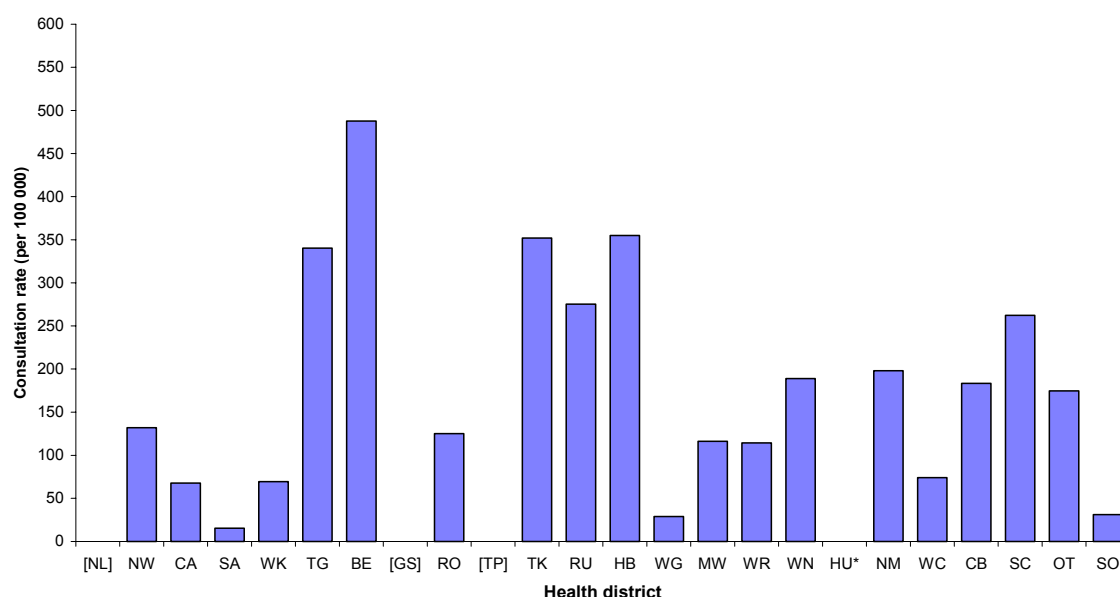
2005/26: 25 June – 01 July 2005

In the past week, a total of 448 consultations for influenza-like illness were reported from 71 general practices in 20 out of 24 health districts. This gives a weekly consultation rate of 156.5 per 100 000 patient population.

Figure 1 compares the consultation rates for influenza-like illness for each health district over the past week. Eastern Bay of Plenty had the highest consultation rate (487.6 per 100 000), followed by Hawke's Bay (354.9 per 100 000).

Figure 1

*Weekly consultation rates for influenza-like illness by health district
week ending 1 July 2005*



[] Health districts not participating

* Health district did not participate for the week

Seventy-one swabs were sent from the sentinel surveillance in the past week. Ninety-three swabs were received by virology laboratories. Of these, 30 influenza viruses were identified, 21 as B/Hong Kong/330/2001-like, eight as influenza B (yet to be antigenically typed), and one as B/Shanghai/361/2002-like. The distribution by health district is shown in Table 1.

Table 1.

	NW	CA	SA	WK	TG	BE	RO	TK	WN	HU	NM	WC	CB	OT	Total
B	0	0	0	1	0	0	0	0	0	0	0	1	5	1	8
B/Hong Kong/330/2001 - like	4	2	1	0	1	2	1	2	1	0	1	1	5	0	21
B/Shanghai/361/2002-like	0	0	0	0	0	0	0	0	0	1	0	0	0	0	1
Total	4	2	1	1	1	2	1	2	1	1	1	2	10	1	30

In addition, 82 influenza viruses were reported this week from the laboratory-based (non-sentinel) surveillance. Sixty-two were identified as influenza B (yet to be antigenically typed), 13 as B/Hong Kong/330/2001-like, five as influenza A (yet to be sub-typed), and two as B/Shanghai/361/2002-like. The distribution by health district is shown in Table 2.

Table 2.

	NL	CA	WK	HB	MW	WC	CB	SC	OT	Total
A	0	0	0	0	0	0	5	0	0	5
B	0	4	30	3	0	0	24	0	1	62
B/Hong Kong/330/2001 - like	1	4	0	0	1	1	5	1	0	13
B/Shanghai/361/2002-like	0	2	0	0	0	0	0	0	0	2
Total	1	10	30	3	1	1	34	1	1	82

Figure 2 shows the cumulative total of influenza isolates confirmed (sentinel and laboratory-based surveillance) to the end of week 26, 1 July 2005. A total of 460 influenza viruses were identified, 257 as B/Hong Kong/330/2001-like, 120 as influenza B (yet to be antigenically typed), 47 as B/Shanghai/361/2002-like, 11 as B/Sichuan/379/99-like (belonging to B/Shanghai lineage), 14 as influenza A (yet to be sub-typed), four as A/California/7/2004-like, four as A/Wellington/1/2004-like, and three as A/Fujian/411/2002-like.

Figure 2

Cumulative laboratory-confirmed isolates by health district to 1 July 2005

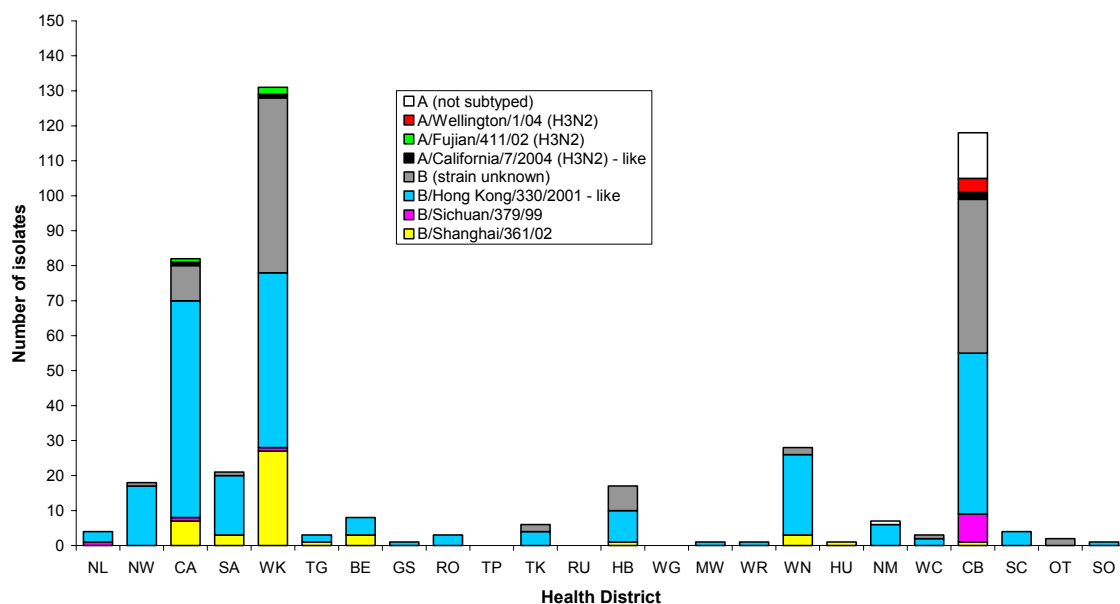
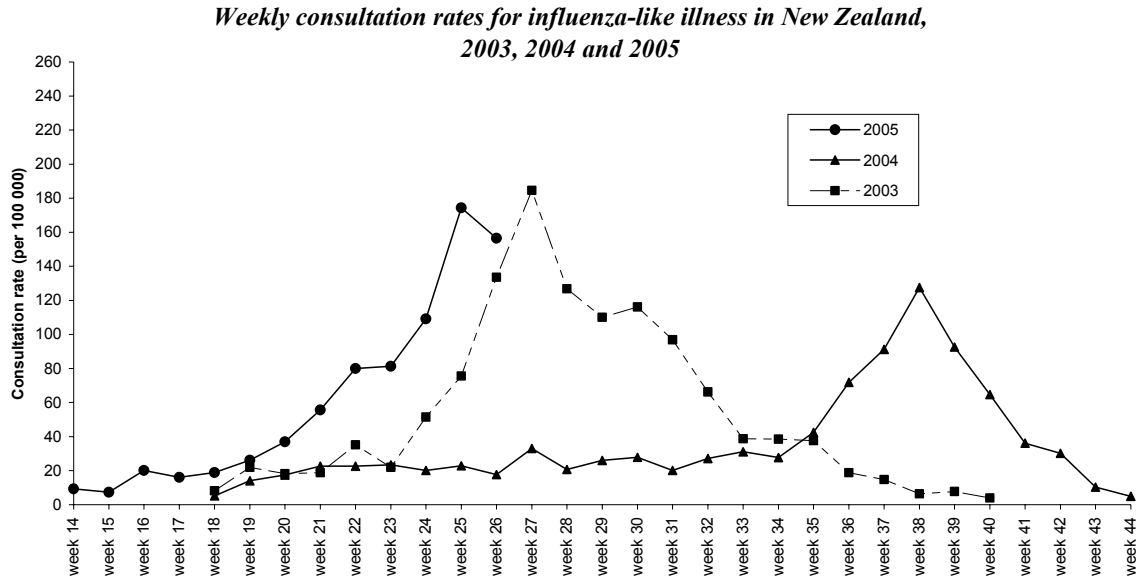


Figure 3 shows the weekly national consultation rates for 2003 and 2004 seasons, and 2005 so far. The current rate of influenza is higher than at the same time last year.

Figure 3



The Ministry of Health has identified three deaths associated with confirmed influenza B infection in children and young people. These three cases were confirmed as influenza B Hong Kong like strain

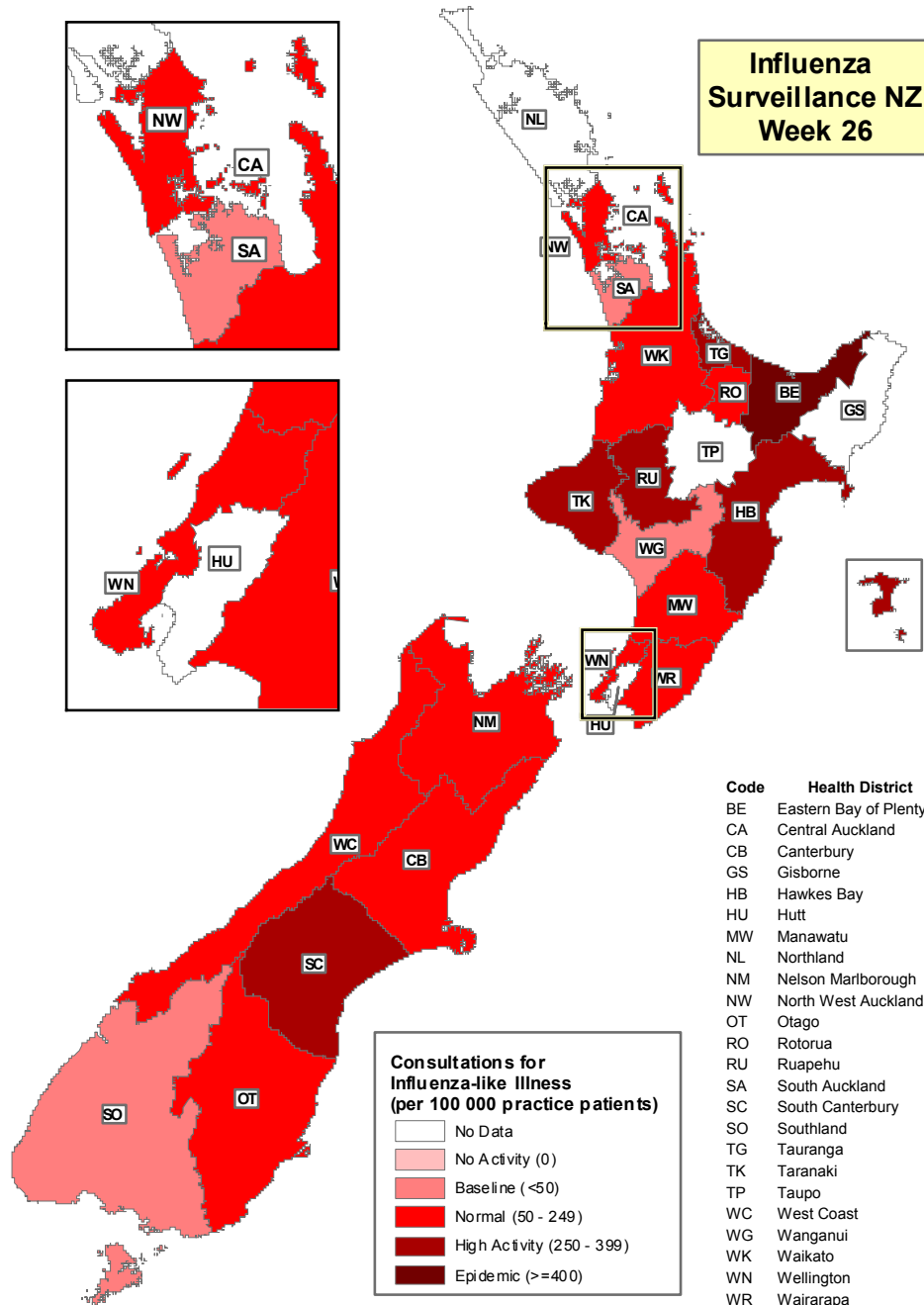
1. One child, on aspirin for another condition, died of Reye syndrome.
2. Two, otherwise fit and well young people, died of secondary *Staphylococcus aureus* pneumonia and septicaemia.

The MoH has instituted a prospective case finding exercise to identify the burden of severe influenza morbidity and mortality on children and young people.

(Dr. Andrea Forde, Senior Advisor Public Health Medicine, Ministry of Health)

Figure 4 illustrates consultation rates for influenza-like illness mapped by health district for week 26, 2005.

Figure 4



The threshold used to describe the influenza-like activity can be referred in New Zealand Public Health Report 2001, 8 (1): 9-12 "Influenza surveillance and immunisation in New Zealand, 1990-1999"

Compiled by: Liza Lopez
 Population and Environmental Health
 ESR Kenepuru Science Centre
 PO Box 50 348
 PORIRUA

phone: 04 914-0647
 fax: 04 914-0770
 email: liza.lopez@esr.cri.nz