

# INFLUENZA WEEKLY UPDATE

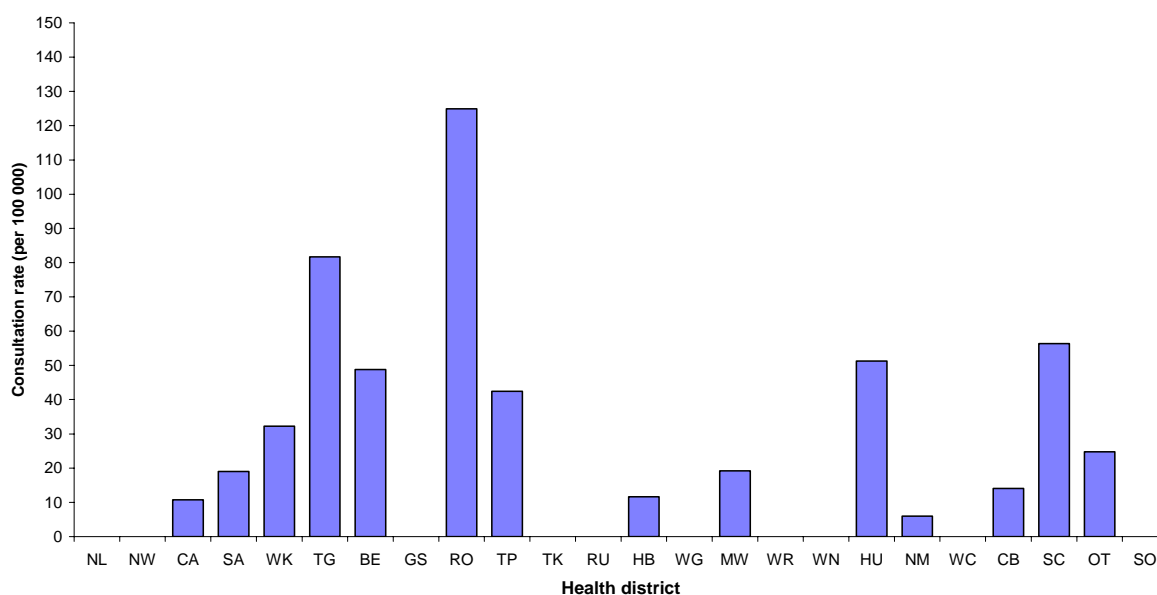
2006/20: 15 May – 21 May 2006

In the past week, a total of 63 consultations for influenza-like illness were reported from 80 general practices in 20 out of 24 health districts. This gives a weekly consultation rate of 17.4 per 100 000 patient population.

Figure 1 compares the consultation rates for influenza-like illness for each health district over the past week. Rotorua had the highest consultation rate (124.9 per 100 000), followed by Tauranga (81.7 per 100 000).

**Figure 1**

*Weekly consultation rates for influenza-like illness by health district  
week ending 21 May 2006*



Twenty-six swabs were sent from the sentinel surveillance in the past week. Twenty-three swabs were received by virology laboratories. The influenza virus is yet to be identified.

Two influenza A viruses (yet to be sub-typed) from Canterbury were reported from the laboratory-based (non-sentinel) surveillance.

Figure 2 shows the weekly national consultation rates for 2004 and 2005 seasons, and 2006 so far.

Figure 2

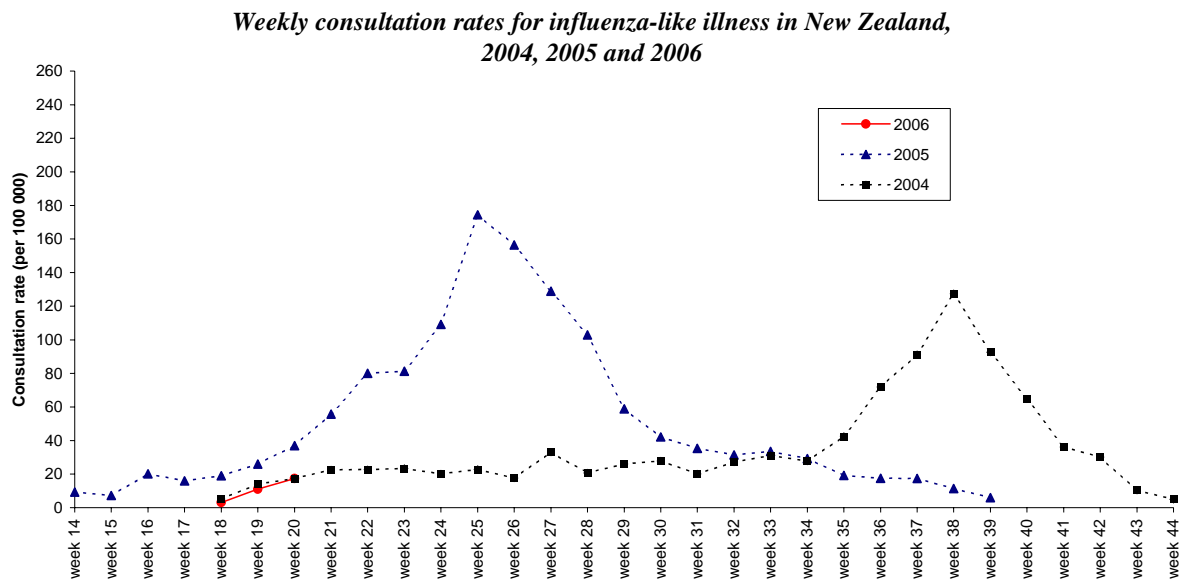
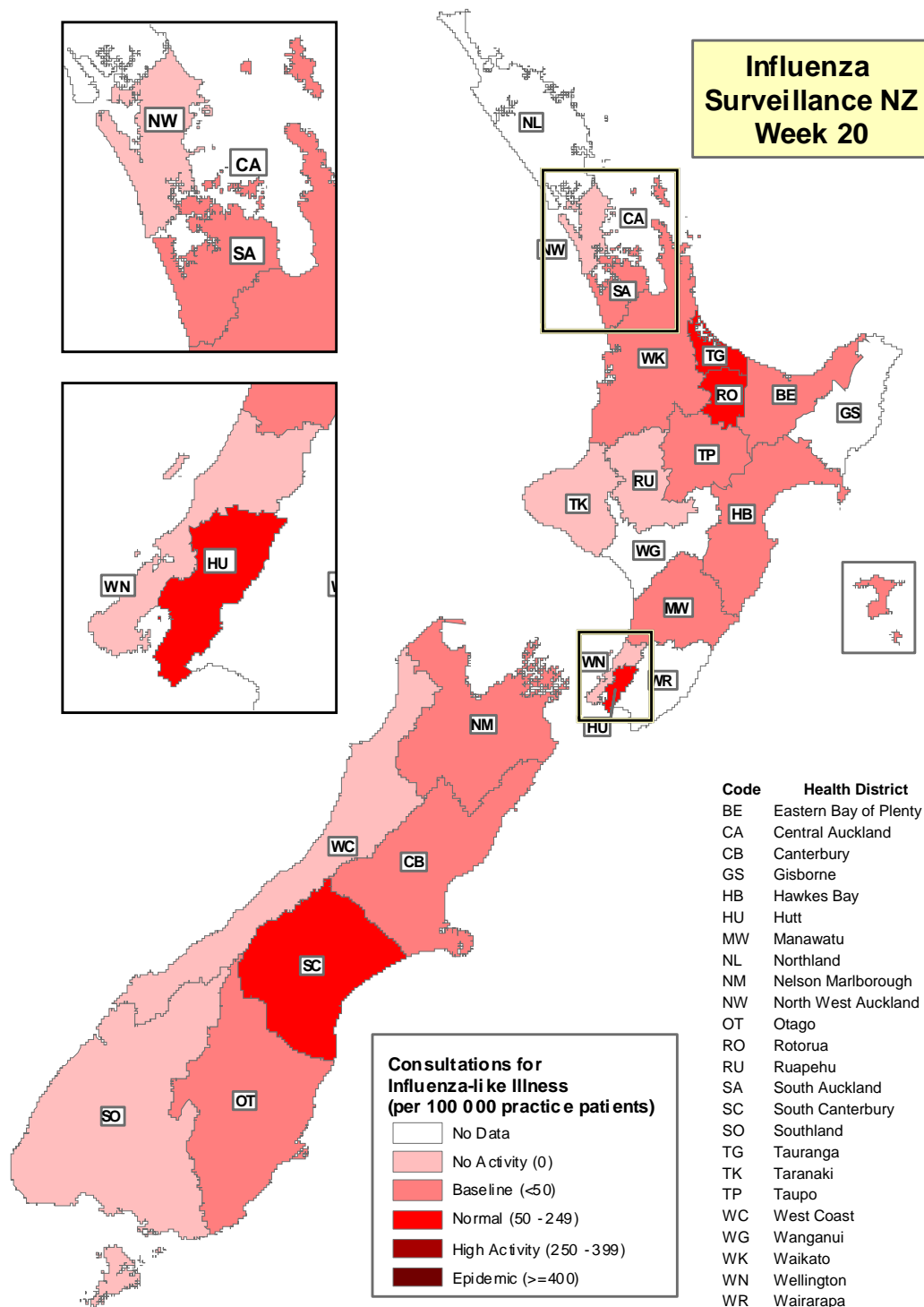


Figure 3 illustrates consultation rates for influenza-like illness mapped by health district for week 20, 2006.

Figure 3



The threshold used to describe the influenza-like activity can be referred in New Zealand Public Health Report 2001, 8 (1): 9-12 "Influenza surveillance and immunisation in New Zealand, 1990-1999"

---

Compiled by: Liza Lopez  
 Population and Environmental Health  
 ESR Kenepuru Science Centre  
 PO Box 50 348  
 PORIRUA

phone: 04 914-0647  
 fax: 04 914-0770  
 email: liza.lopez@esr.cri.nz