

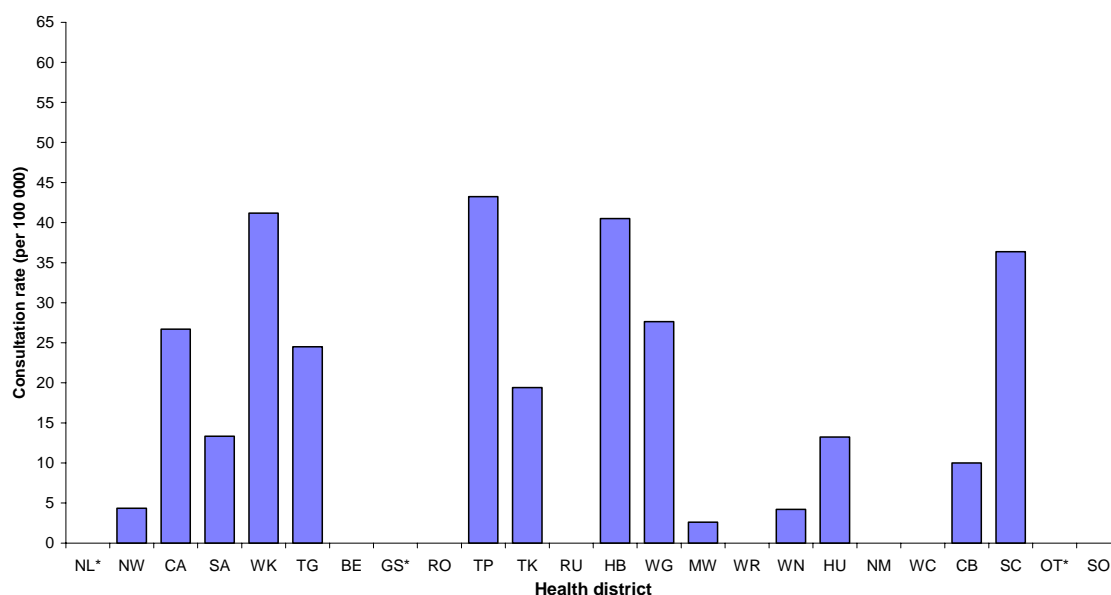
INFLUENZA WEEKLY UPDATE

2007/22: 28 May – 1 June 2007

In the past week, a total of 51 consultations for influenza-like illness were reported from 77 general practices in 21 out of 24 health districts. This gives a weekly consultation rate of 16.4 per 100 000 patient population.

Figure one compares the consultation rates for influenza-like illness for each health district over the past week. Taupo had the highest consultation rate (43.3 per 100 000), followed by Waikato (41.2 per 100 000).

Figure 1. Weekly consultation rates for influenza-like illness by health district week ending 1 June 2007



*Health districts not participating in the influenza surveillance

Twenty-one swabs were sent from the sentinel surveillance in the past week. Twenty-seven swabs were received by virology laboratories. One influenza A (yet to be sub-typed) was isolated from Waikato.

Three influenza A (yet to be sub-typed) from Waikato (2) and Hawke's Bay (1) were reported by regional virology laboratories from the laboratory-based (non-sentinel) surveillance.

Figure 2 shows the weekly national consultation rates for 2005 and 2006 seasons, and 2007 so far. The current rate of influenza is lower than at the same time last year.

Figure 2: Weekly consultation rates for influenza-like illness in New Zealand, 2005, 2006 and 2007

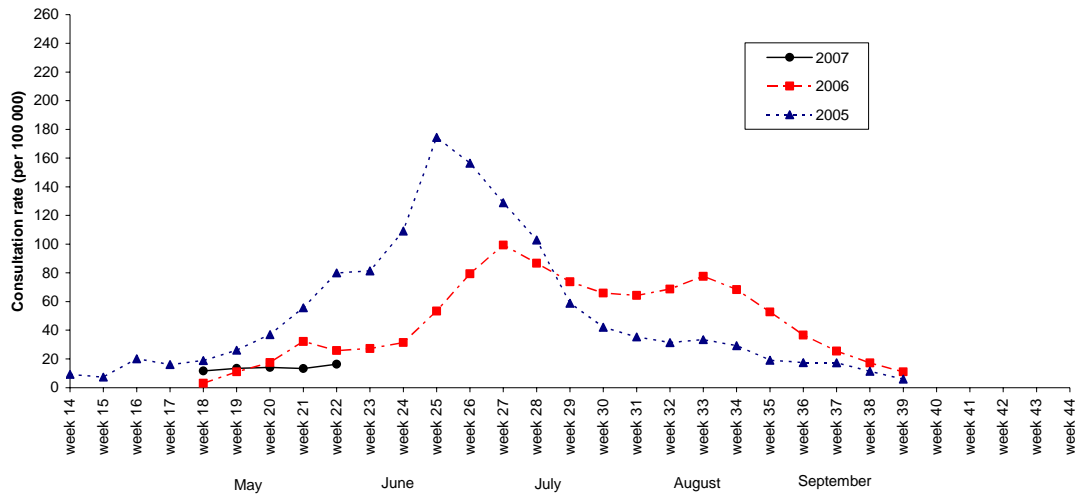
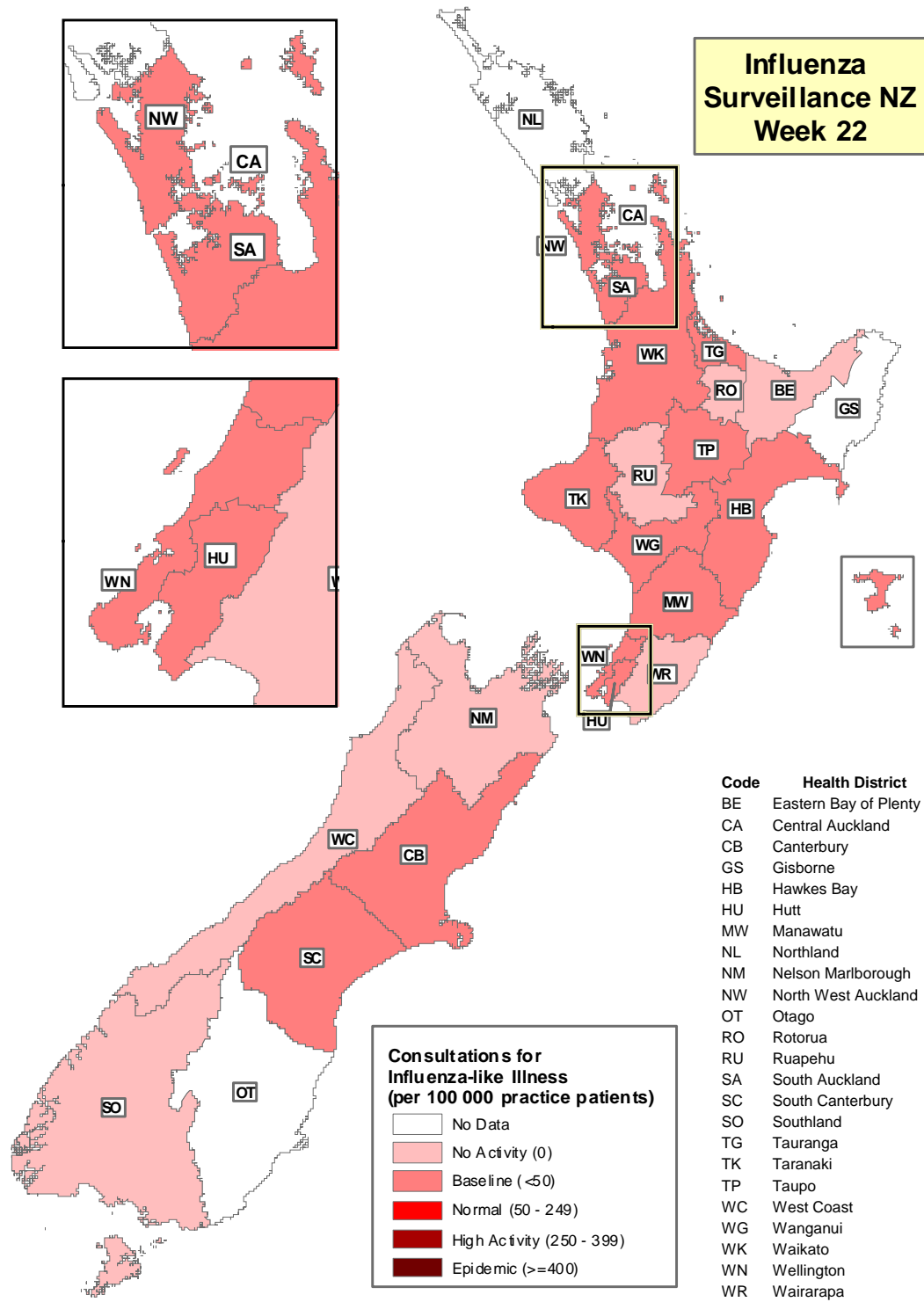


Figure 3 illustrates consultation rates for influenza-like illness mapped by health district for week 22, 2007.

Figure 3



The threshold used to describe the influenza-like activity can be referred in New Zealand Public Health Report 2001, 8 (1): 9-12 "Influenza surveillance and immunisation in New Zealand, 1990-1999"

Compiled by: Liza Lopez
 Population and Environmental Health
 ESR Kenepuru Science Centre
 PO Box 50 348
 PORIRUA

phone: 04 914-0647
 fax: 04 914-0770
 email: liza.lopez@esr.cri.nz