

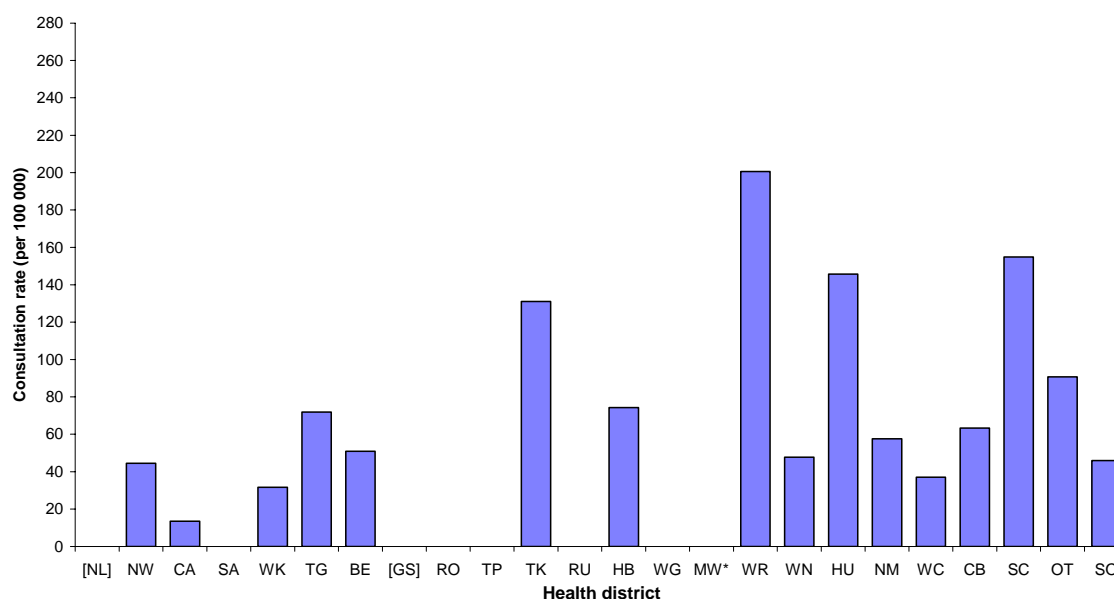
INFLUENZA WEEKLY UPDATE

2007/32: 6-10 August 2007

In the past week, a total of 196 consultations for influenza-like illness were reported from 79 general practices in 21 out of 24 health districts. This gives a weekly consultation rate of 62.4 per 100 000 patient population.

Figure one compares the consultation rates for influenza-like illness for each health district over the past week. Wairarapa had the highest consultation rate (200.6 per 100 000), followed by South Canterbury (154.9 per 100 000).

Figure 1. Weekly consultation rates for influenza-like illness by health district week ending 10 August 2007



[] Health districts not participating in the influenza surveillance
* Health district did not participate for the week

Forty-three swabs were sent from the sentinel surveillance in the past week. Forty-seven swabs were received by virology laboratories. Of these, 10 influenza viruses were isolated, five as influenza A (yet to be sub-typed), three as A/New Caledonia/20/99 (H1N1) – like, one as A/Wisconsin/67/2005 (H3N2) – like, and one as B (yet to be antigenically typed). The distribution by health district is shown in Table 1.

Figure 3 shows the weekly national consultation rates for 2005 and 2006 seasons, and 2007 so far. The current rate of influenza is lower than at the same time last year.

Figure 3: Weekly consultation rates for influenza-like illness in New Zealand, 2005, 2006 and 2007

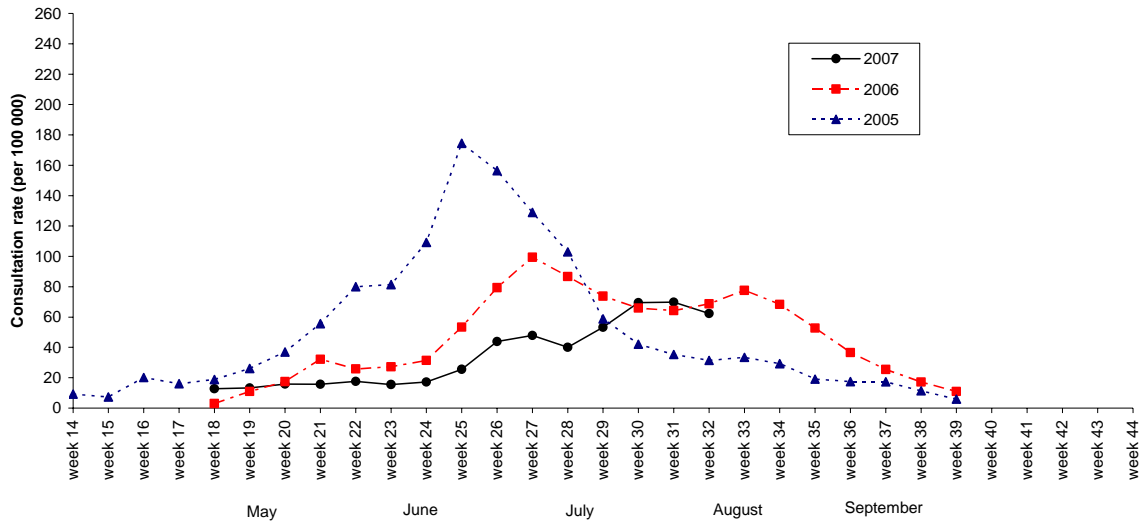
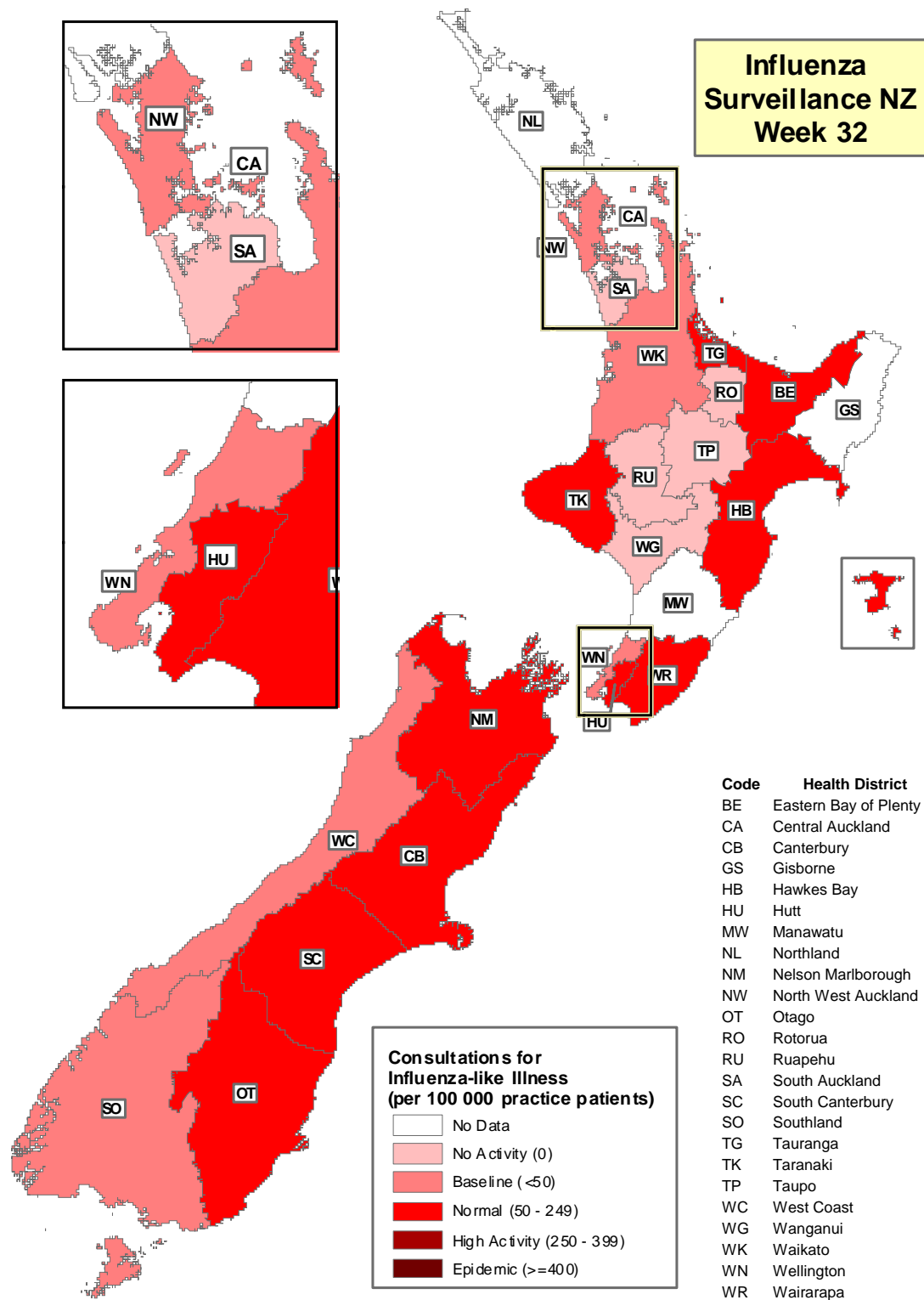


Figure 4 illustrates consultation rates for influenza-like illness mapped by health district for week 32, 2007.

Figure 4



The threshold used to describe the influenza-like activity can be referred in New Zealand Public Health Report 2001, 8 (1): 9-12 "Influenza surveillance and immunisation in New Zealand, 1990-1999"

Compiled by: Liza Lopez
 Population and Environmental Health
 ESR Kenepuru Science Centre
 PO Box 50 348
 PORIRUA

phone: 04 914-0647
 fax: 04 914-0770
 email: liza.lopez@esr.cri.nz