

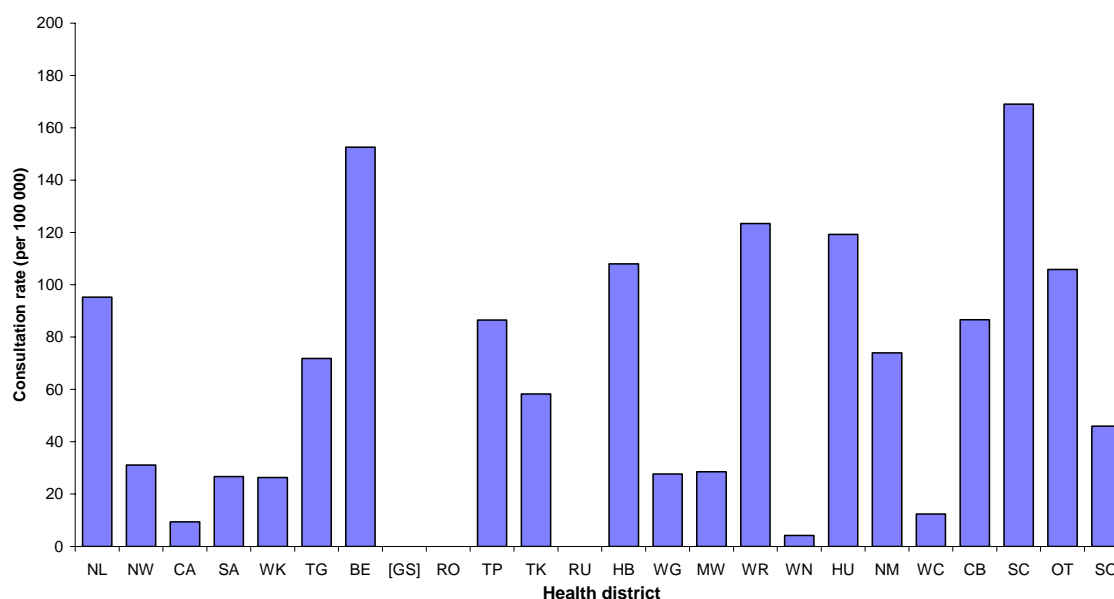
INFLUENZA WEEKLY UPDATE

2007/33: 13-17 August 2007

In the past week, a total of 196 consultations for influenza-like illness were reported from 81 general practices in 23 out of 24 health districts. This gives a weekly consultation rate of 56.5 per 100 000 patient population.

Figure one compares the consultation rates for influenza-like illness for each health district over the past week. South Canterbury had the highest consultation rate (169.0 per 100 000), followed by Eastern Bay of Plenty (152.6 per 100 000).

Figure 1. Weekly consultation rates for influenza-like illness by health district week ending 17 August 2007



[] Health district not participating in the influenza surveillance

Fifty-three swabs were sent from the sentinel surveillance in the past week. Fifty-two swabs were received by virology laboratories. Of these, 25 influenza viruses were isolated, 19 as influenza A (yet to be sub-typed), one as A/New Caledonia/20/99 (H1N1) – like, one as A/Wisconsin/67/2005 (H3N2) – like, three as B (yet to be antigenically typed), and one as B/Shanghai/361/2002 – like. The distribution by health district is shown in Table 1.

Figure 3 shows the weekly national consultation rates for 2005 and 2006 seasons, and 2007 so far. The current rate of influenza is lower than at the same time last year.

Figure 3: Weekly consultation rates for influenza-like illness in New Zealand, 2005, 2006 and 2007

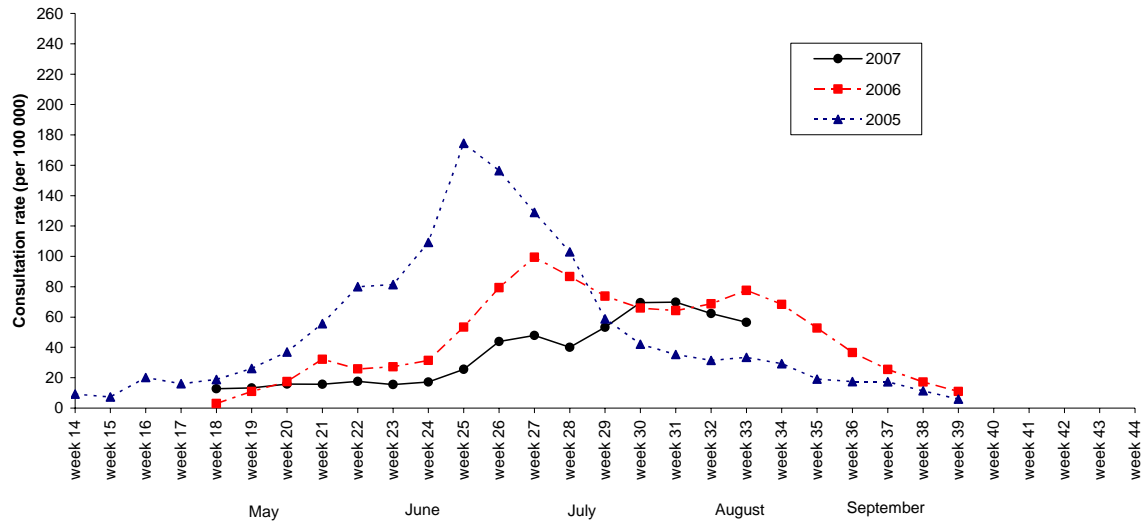
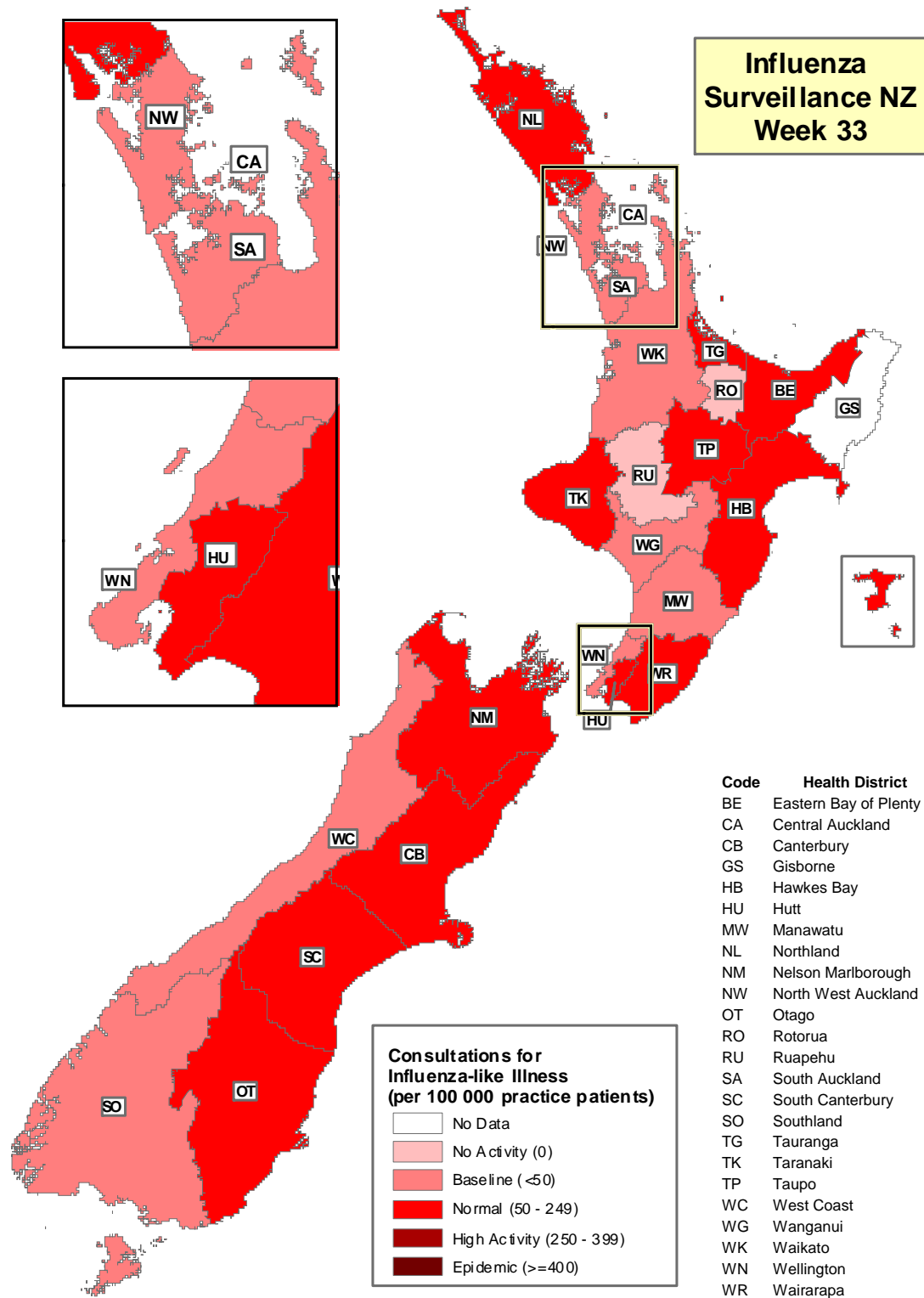


Figure 4 illustrates consultation rates for influenza-like illness mapped by health district for week 33, 2007.

Figure 4



The threshold used to describe the influenza-like activity can be referred in New Zealand Public Health Report 2001, 8 (1): 9-12 "Influenza surveillance and immunisation in New Zealand, 1990-1999"

Compiled by: Liza Lopez
 Population and Environmental Health
 ESR Kenepuru Science Centre
 PO Box 50 348
 PORIRUA

phone: 04 914-0647
 fax: 04 914-0770
 email: liza.lopez@esr.cri.nz