

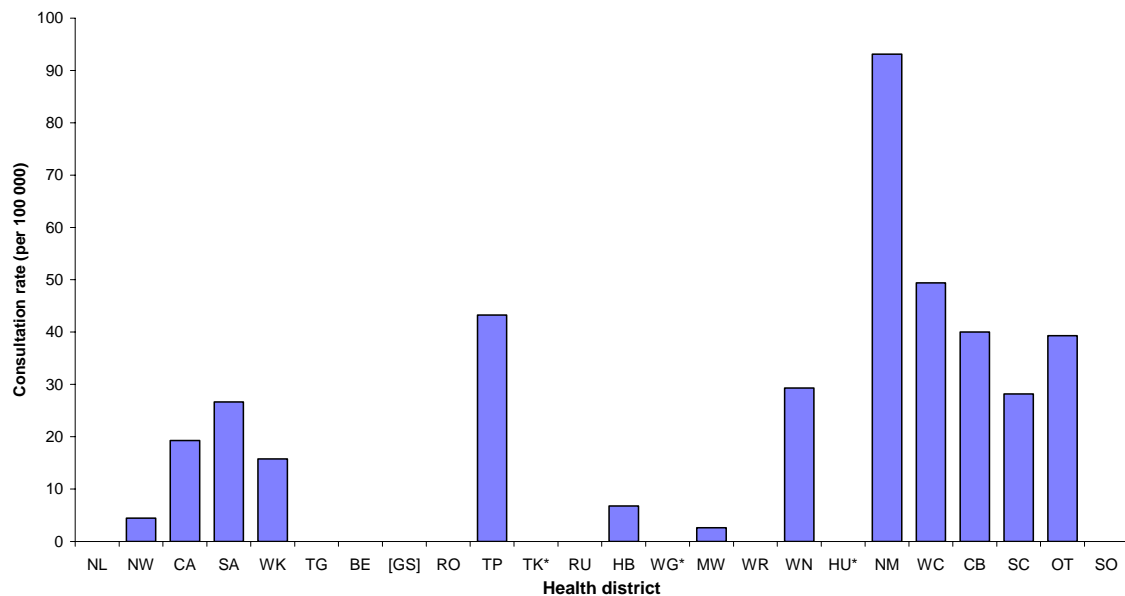
# INFLUENZA WEEKLY UPDATE

2007/38: 17-21 September 2007

In the past week, a total of 63 consultations for influenza-like illness were reported from 71 general practices in 20 out of 24 health districts. This gives a weekly consultation rate of 22.5 per 100 000 patient population.

Figure one compares the consultation rates for influenza-like illness for each health district over the past week. Nelson Marlborough had the highest consultation rate (93.1 per 100 000), followed by West Coast (49.4 per 100 000).

*Figure 1. Weekly consultation rates for influenza-like illness by health district week ending 21 September 2007*



[ ] Health district not participating in the influenza surveillance

\*Health districts not participating for the week

Eighteen swabs were sent from the sentinel surveillance in the past week. Thirteen swabs were received by virology laboratories. Of these, seven influenza viruses were isolated, five as influenza A (yet to be sub-typed), and two as B/Shanghai/361/2002 - like. The distribution by health district is shown in Table 1.



Figure 3 shows the weekly national consultation rates for 2005 and 2006 seasons, and 2007 so far. The current rate of influenza is higher than at the same time last year.

*Figure 3: Weekly consultation rates for influenza-like illness in New Zealand, 2005, 2006 and 2007*

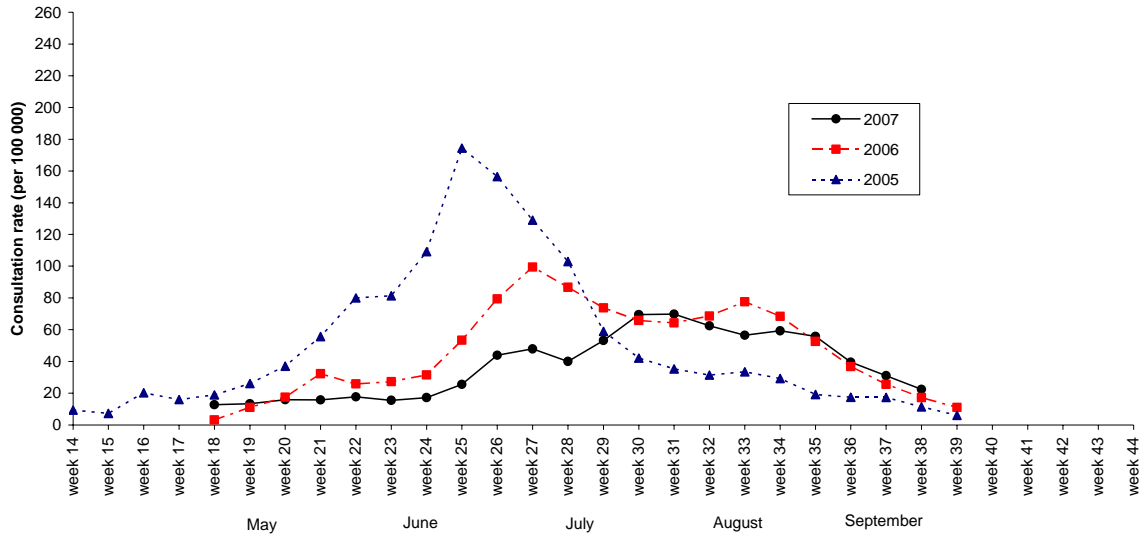
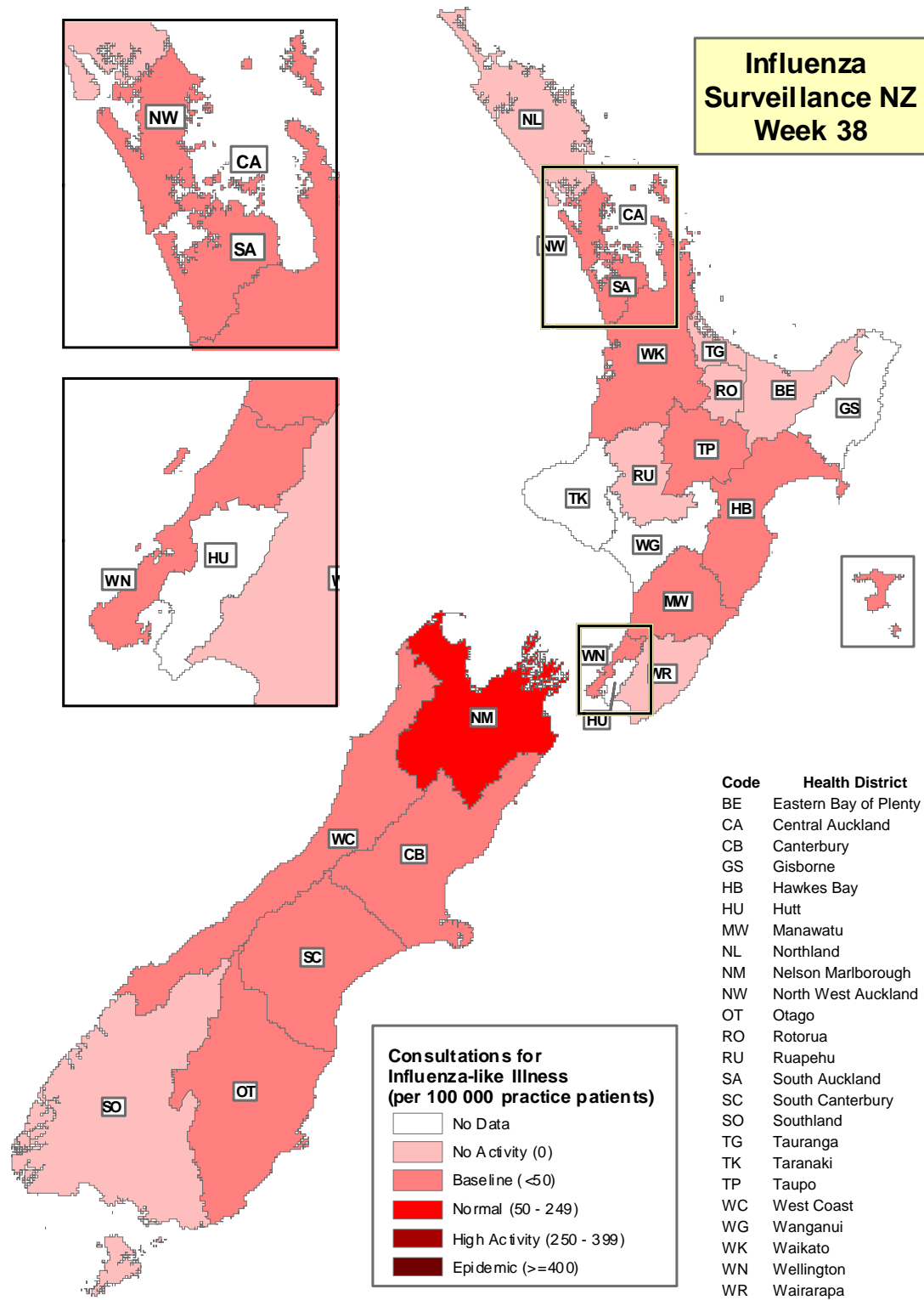


Figure 4 illustrates consultation rates for influenza-like illness mapped by health district for week 38, 2007.

Figure 4



The threshold used to describe the influenza-like activity can be referred in New Zealand Public Health Report 2001, 8 (1): 9-12 "Influenza surveillance and immunisation in New Zealand, 1990-1999"

Compiled by: Liza Lopez  
 Population and Environmental Health  
 ESR Kenepuru Science Centre  
 PO Box 50 348  
 PORIRUA

phone: 04 914-0647  
 fax: 04 914-0770  
 email: liza.lopez@esr.cri.nz