

INFLUENZA WEEKLY UPDATE

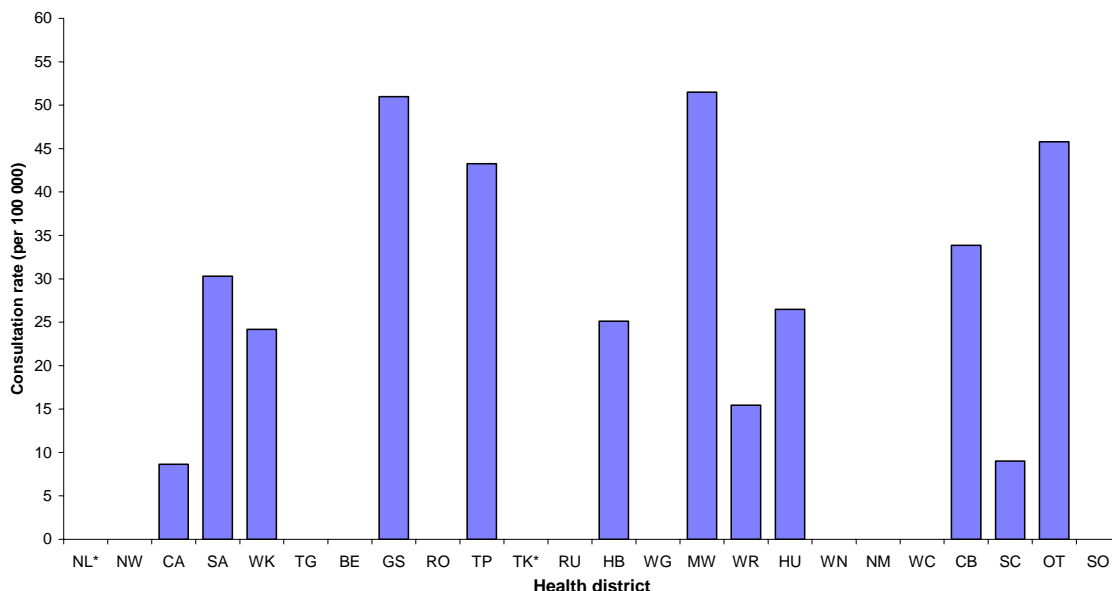
2008/20: 12 – 16 May 2008

In the past week, a total of 65 consultations for influenza-like illness were reported from 75 general practices in 22 out of 24 health districts. This gives a weekly consultation rate of 21.7 per 100 000 patient population.

Figure 1 compares the consultation rates for influenza-like illness for each health district over the past week. Manawatu had the highest consultation rate (51.5 per 100 000), followed by Gisborne (51.0 per 100 000).

Figure 1

Figure 1: Weekly consultation rates for influenza-like illness by health district week ending 16 May 2008



*Health districts did not participate for the week

Twenty swabs were sent from the sentinel surveillance in the past week. Seventeen swabs were received by virology laboratories. The influenza virus is yet to be identified.

Two influenza A (yet to be sub-typed) from South Auckland and Rotorua were reported by the laboratory-based (non-sentinel) surveillance.

Figure 2 shows the weekly national consultation rates for 2006 and 2007 seasons, and 2008 so far. The current rate of influenza is higher than at the same time last year.

Figure 2

Figure 2: Weekly consultation rates for influenza-like illness in New Zealand, 2006, 2007 and 2008

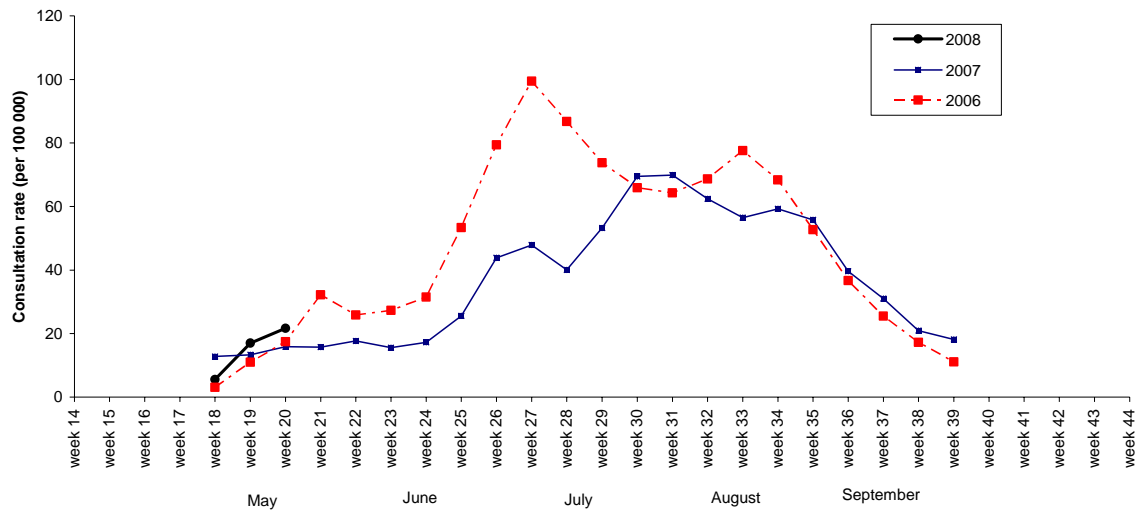
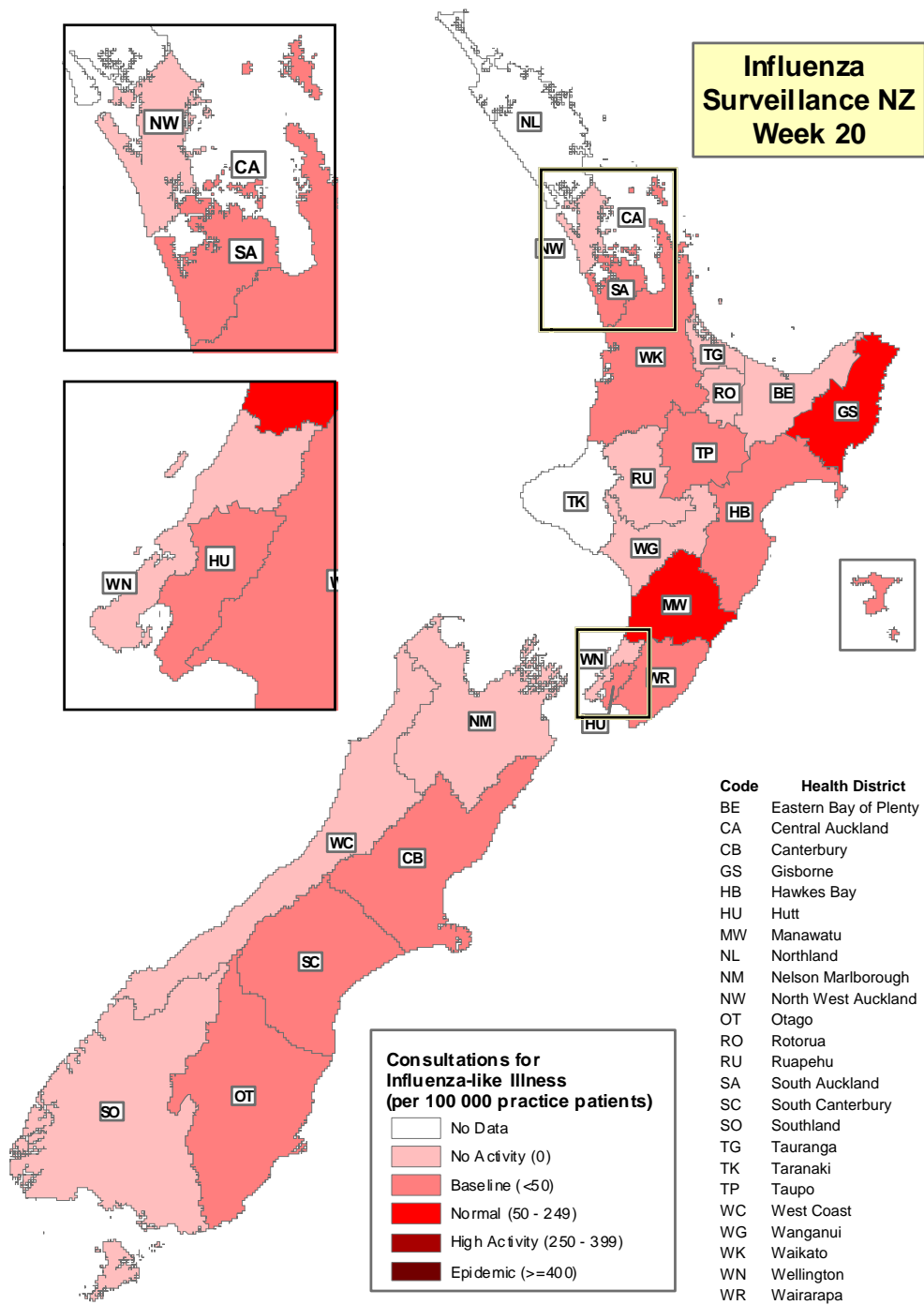


Figure 3 illustrates consultation rates for influenza-like illness mapped by health district for week 20, 2008.

Figure 3



Compiled by: Liza Lopez
 Population and Environmental Health
 ESR Kenepuru Science Centre
 PO Box 50 348
 PORIRUA

phone: 04 914-0647
 fax: 04 914-0770
 email: liza.lopez@esr.cri.nz