

# INFLUENZA WEEKLY UPDATE

2009/34: 17-23 August 2009

---

The national influenza surveillance system in New Zealand is an essential public health component for assessing and implementing strategies to control influenza. This report summarises the data collected from sentinel general practice (GP) surveillance and non-sentinel surveillance for week 34 (17-23 August 2009). While the primary purpose of the sentinel surveillance system has been to contribute to the deliberations on the composition of the following year's seasonal influenza vaccine, it has provided timely information on the progress of the current pandemic.

## IN THIS REPORT:

- There has been a decrease in consultations for influenza-like illness through sentinel surveillance in week 34 (17-23 August 2009). However, the weekly ILI consultation rate is still higher than previous years for the same week. The highest weekly ILI rates were reported from South Auckland, Rotorua, and South Canterbury health districts. So far, the highest ILI consultation rates have been reported among children and teenagers aged 0 to 19 years.
- Up to 23 August 2009, a total of 4807 influenza viruses have been reported through sentinel (602, 13%) and non-sentinel surveillance (4205, 87%). Among 15 influenza viruses reported from sentinel surveillance in week 34, 6 (40%) were novel A H1N1 09 lineage. Among 52 influenza viruses reported from non-sentinel surveillance in week 34, 37 (71%) were novel A H1N1 09 lineage. Novel A H1N1 09 lineage has become the predominant strain among all influenza viruses. Seasonal A H1N1 strain has been the predominant strain among all seasonal influenza viruses.
- Since January 2008, a global emergence and rapid spread of oseltamivir-resistant seasonal influenza A H1N1 viruses has been observed. Since 2009 in New Zealand, a total of 53 seasonal A H1N1 viruses have been tested by either a phenotypic assay or a molecular assay and all 53 viruses have been resistant to oseltamivir.
- Most Pandemic influenza (H1N1) 09 viruses reported globally are sensitive to oseltamivir with only six isolated cases reported from Denmark, Japan, Canada and Hong Kong showing oseltamivir resistance. During this winter season in New Zealand, a total of 92 Pandemic influenza (H1N1) 09 viruses were tested by phenotypic assay. All 92 viruses were sensitive to oseltamivir.
- Pandemic influenza (H1N1) 09 is a notifiable disease in New Zealand. As of 23 August 2009, there have been 3179<sup>1</sup> confirmed and probable cases recorded in EpiSurv. Fifteen deaths have been reported and 972 cases have been hospitalised. Pneumonia was recorded for 292 cases and acute respiratory distress syndrome (ARDS) for 39 cases. The age standardised rate for cases is 74.5 per 100 000 total population.

---

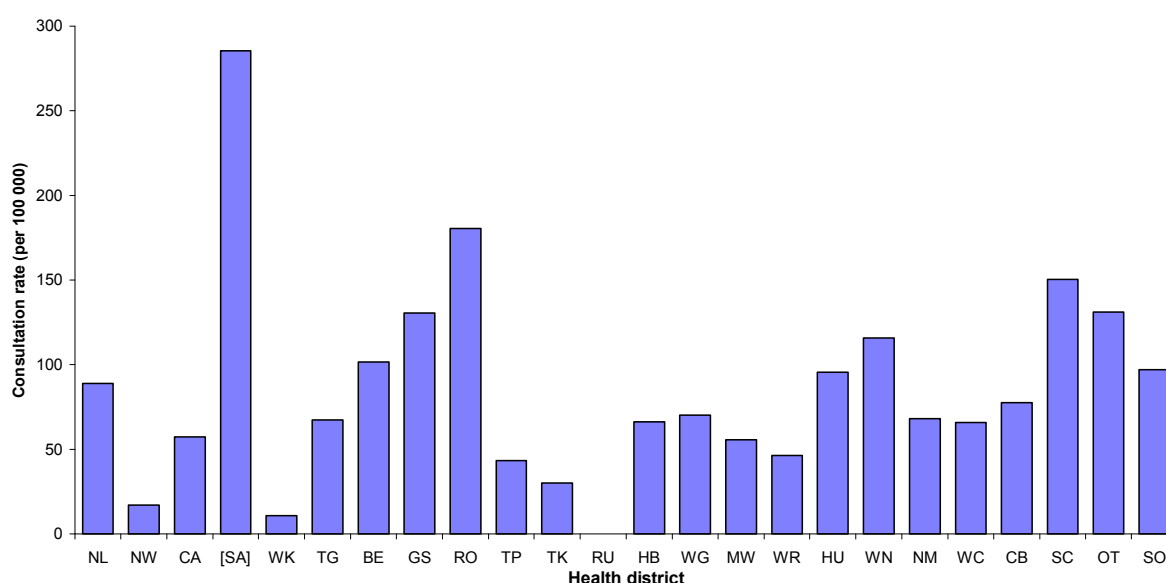
<sup>1</sup> This is a gross under-estimate as lab testing was discouraged on declaration of the "manage it" phase.

## SENTINEL GENERAL PRACTICE SURVEILLANCE

In the past week, a total of 507<sup>2</sup> consultations for influenza-like illness were reported from 91 general practices in all of the 24 health districts. This gives a weekly consultation rate of 112.0 per 100 000 patient population.

The graph below compares the consultation rates for influenza-like illness for each health district over the past week. South Auckland had the highest consultation rate (285.6 per 100 000, 219 cases), followed by Rotorua (180.5 per 100 000, 3 cases), and South Canterbury (150.5 per 100 000, 17 cases).

**Figure 1: Weekly consultation rates for influenza-like illness by health district week ending 23 August 2009**



[ ] Six additional South Auckland practices added in week 33 (10-16 August).

The weekly national consultation rates are shown in Figure 2 for 2007 and 2008 seasons, and 2009 so far. While the current ILI consultation rate is declining it is still higher than at the same time last year.

<sup>2</sup> Includes ILI consultations through telephone assessment by sentinel GPs starting from week 29 (13-19 July).

**Figure 2: Weekly consultation rates for influenza-like illness in New Zealand, 2007, 2008 and 2009**

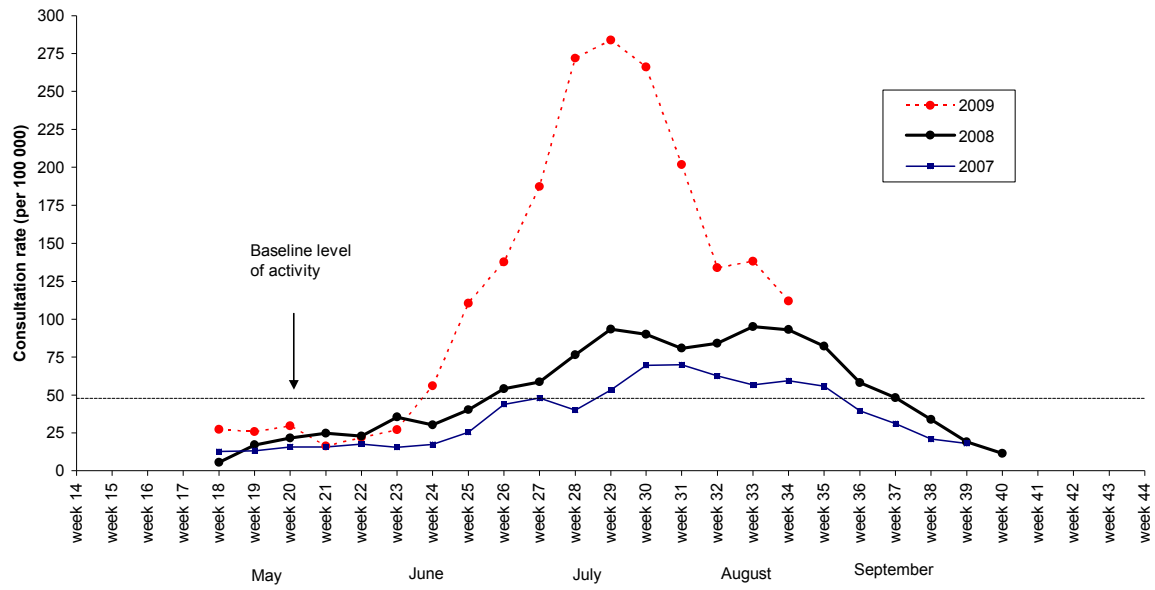
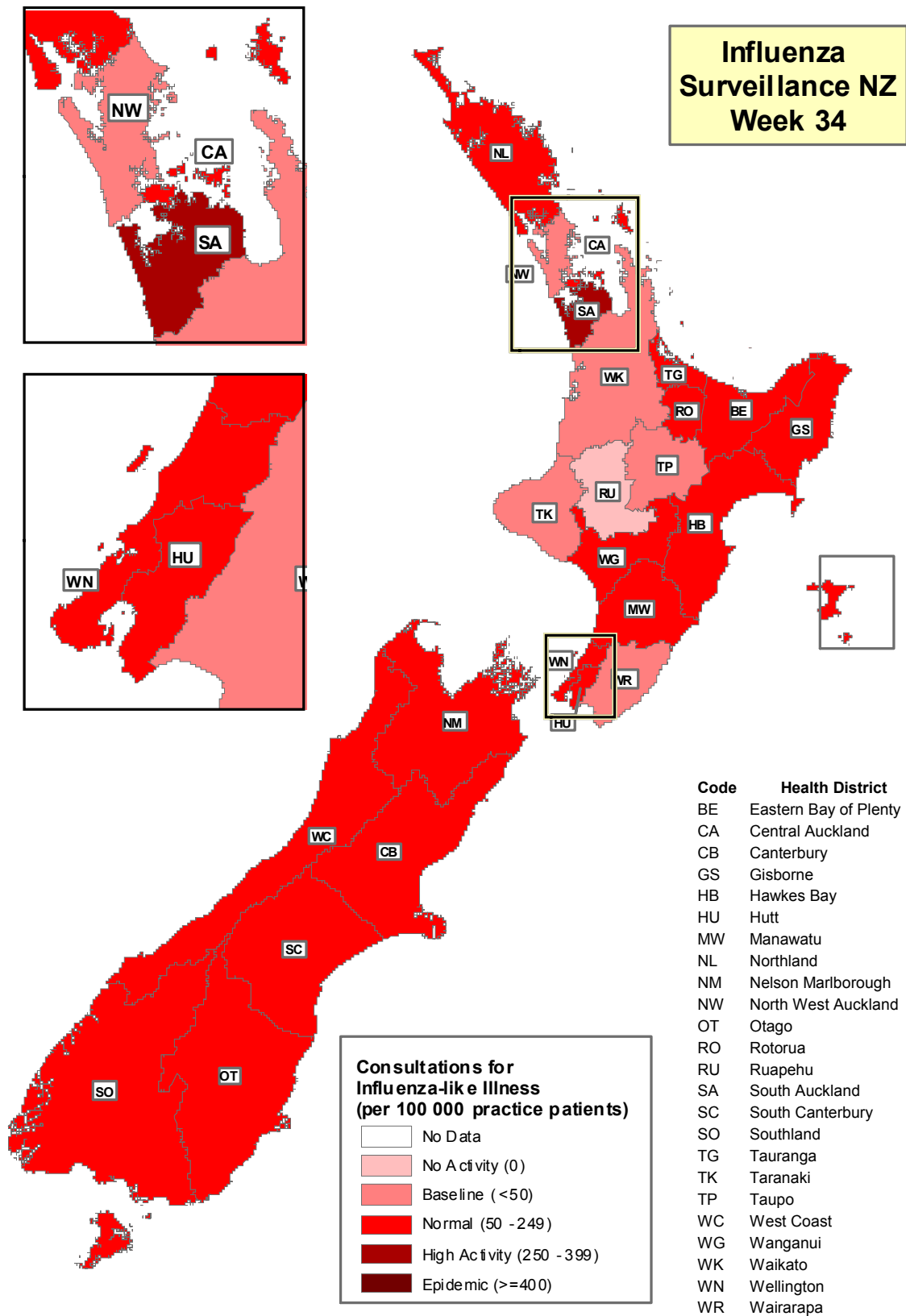


Figure 3 illustrates consultation rates for influenza-like illness mapped by health district for week 34, 2009.



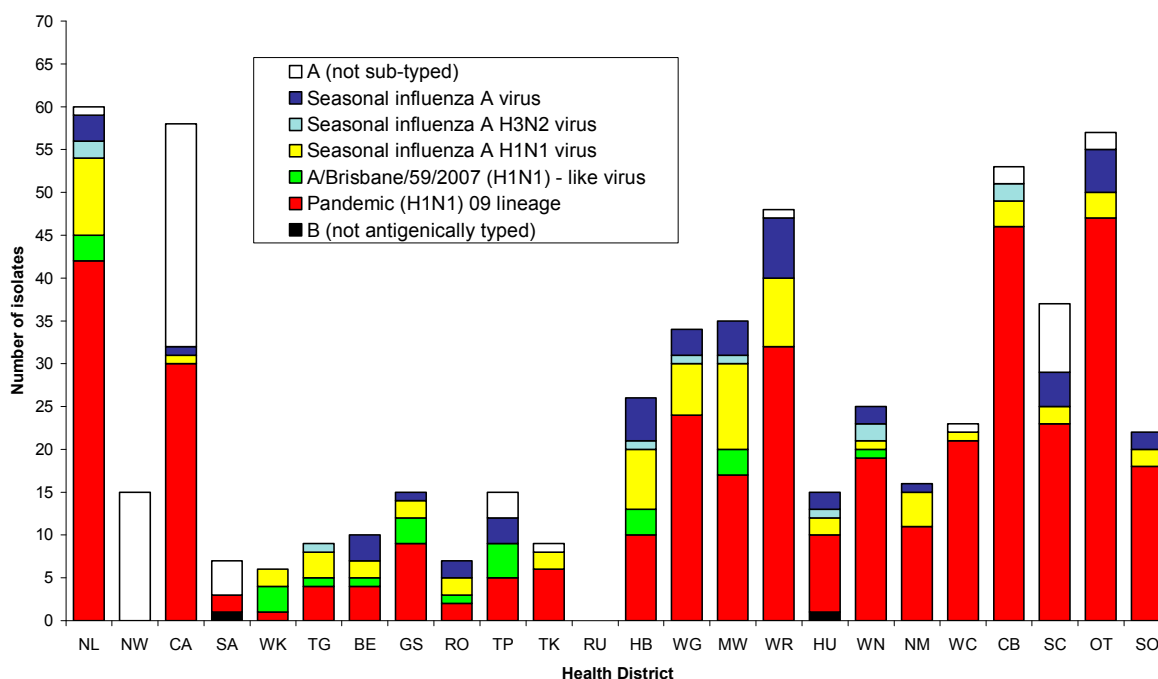
A total of 111 swabs were received by the virology laboratories from which 15 influenza viruses were identified: influenza A (not sub-typed) (7), Pandemic influenza (H1N1) 09 lineage (6), seasonal influenza A H3N2 virus (1), and B (not typed) (1). The distribution by health district is shown in Table 1.

**Table 1: Influenza viruses from sentinel surveillance for week 34 by Health District**

Antigenic Strain	NL	CA	SA	GS	TP	TK	MW	CB	SC	OT	Total
A (not sub-typed)	0	1	1	0	0	1	0	0	2	2	7
B (not typed)	0	0	1	0	0	0	0	0	0	0	1
Pandemic H1N1 09 lineage	1	1	0	1	1	0	0	2	0	0	6
Seasonal A H3N2	0	0	0	0	0	0	1	0	0	0	1
<b>Total</b>	<b>1</b>	<b>2</b>	<b>2</b>	<b>1</b>	<b>1</b>	<b>1</b>	<b>1</b>	<b>2</b>	<b>2</b>	<b>2</b>	<b>15</b>

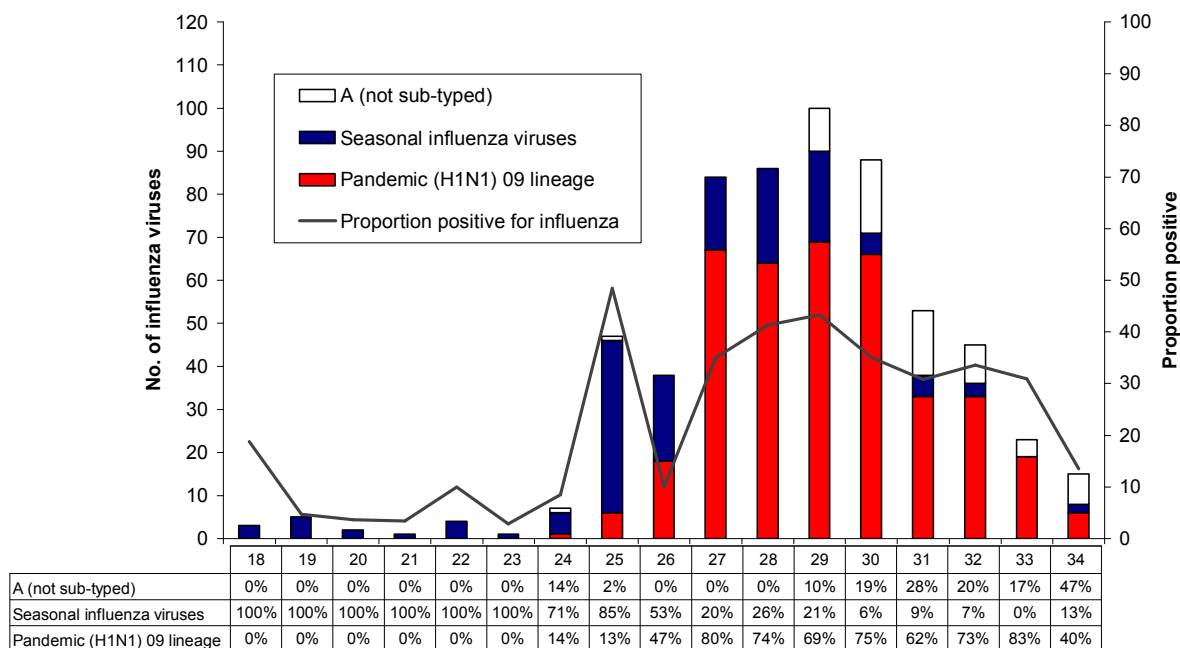
The cumulative figures are shown in Figure 4 for sentinel surveillance by health district from week 18 (27 April-3 May) to week 34 (17-23 August 2009). A total of 602 influenza viruses were identified: Pandemic influenza (H1N1) 09 lineage (382), seasonal influenza A H1N1 virus (72), influenza A (not sub-typed) (64), seasonal influenza A virus (48), A/Brisbane/59/2007 (H1N1) - like (23), seasonal influenza A H3N2 virus (11), and B (not typed) (2). Pandemic influenza (H1N1) 09 lineage has become the predominant strain among all influenza viruses from sentinel surveillance.

**Figure 4: Cumulative influenza viruses from sentinel surveillance by health district to 23 August 2009**



The temporal distribution of influenza viruses is shown in the graph below for sentinel surveillance from week 18 (27 April-3 May) to week 34 (17-23 August 2009). Among 15 influenza viruses reported from sentinel surveillance in week 34, the number of Pandemic influenza (H1N1) 09 lineage is for the first time lower than the number of seasonal influenza viruses.

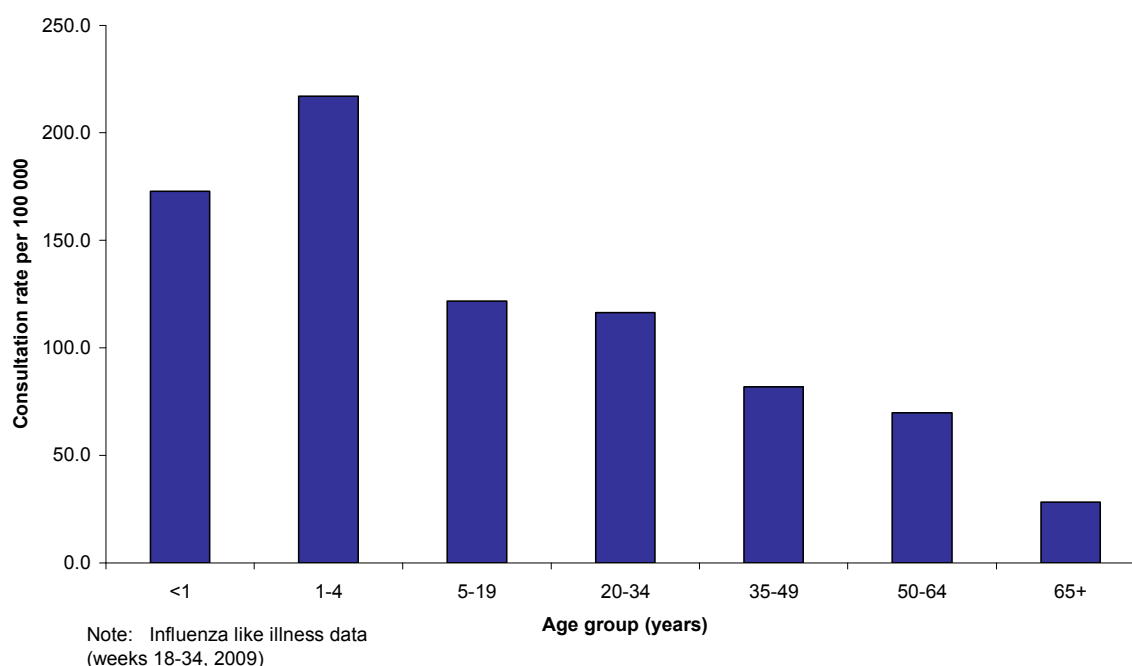
**Figure 5: Total influenza viruses from sentinel surveillance by type and week reported to 23 August 2009 and the total percentage positive from the swabs received**



Note: All results of sentinel swabs are received by ESR. The line shows the proportion of those swabs that test positive for any type of influenza. A low proportion may be due to the swabs not successfully retrieving the virus, or that ILI presentations to sentinel GPs are due to other viruses.

The age distribution for influenza-like illness (ILI) consultation rates for weeks 18-34 is shown in Figure 6. The highest ILI consultation rate was in 1-4 years (217.2 per 100 000) followed by those <1 year (172.8 per 100 000) and 5-19 years (121.7 per 100 000).

**Figure 6: Sentinel consultation rate for influenza-like illness by age group for weeks 18-34, 2009**



## NON-SENTINEL SURVEILLANCE

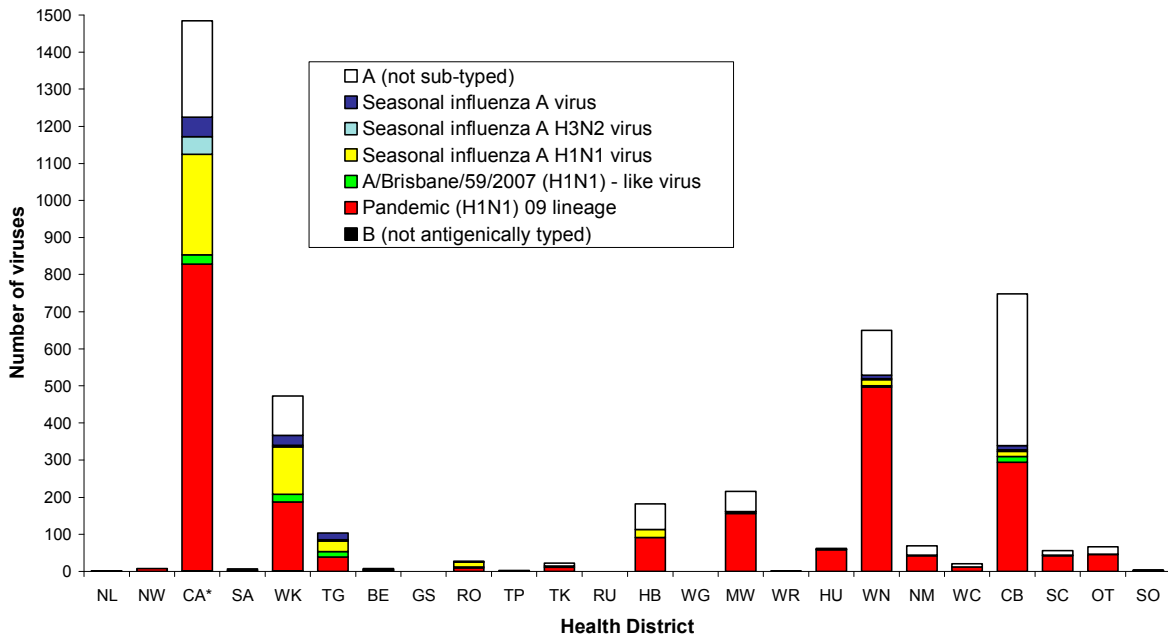
In addition, 52 influenza viruses were reported this week from the laboratory-based (non-sentinel) surveillance: Pandemic influenza (H1N1) 09 lineage (37), influenza A (not sub-typed) (10), seasonal influenza A H3N2 virus (4), and seasonal A H1N1 virus (1). The distribution by health district is shown in Table 2.

**Table 2: Influenza viruses from non-sentinel surveillance for week 34 by Health District**

Antigenic Strain	CA	WK	RO	MW	WN	CB	SC	OT	Total
A (not sub-typed)	6	0	0	1	0	0	1	2	10
Pandemic H1N1 09 lineage	13	1	0	9	3	7	3	1	37
Seasonal A H1N1	1	0	0	0	0	0	0	0	1
Seasonal A H3N2	3	0	1	0	0	0	0	0	4
<b>Total</b>	<b>23</b>	<b>1</b>	<b>1</b>	<b>10</b>	<b>3</b>	<b>7</b>	<b>4</b>	<b>3</b>	<b>52</b>

The cumulative influenza viruses are shown in Figure 7 for non-sentinel surveillance by health district from week 1 (1-4 Jan) to week 34 (17-23 August 2009). A total of 4205 influenza viruses were identified: Pandemic influenza (H1N1) 09 lineage (2324), influenza A (not sub-typed) (1102), seasonal influenza A H1N1 virus (507), seasonal influenza A virus (121), A/Brisbane/59/2007 (H1N1) - like (83), seasonal influenza A H3N2 virus (65), B (not typed) (2), and A/Brisbane/10/2007 (H3N2) - like (1). Pandemic influenza (H1N1) 09 lineage has become the predominant strain among all influenza viruses from non-sentinel surveillance.

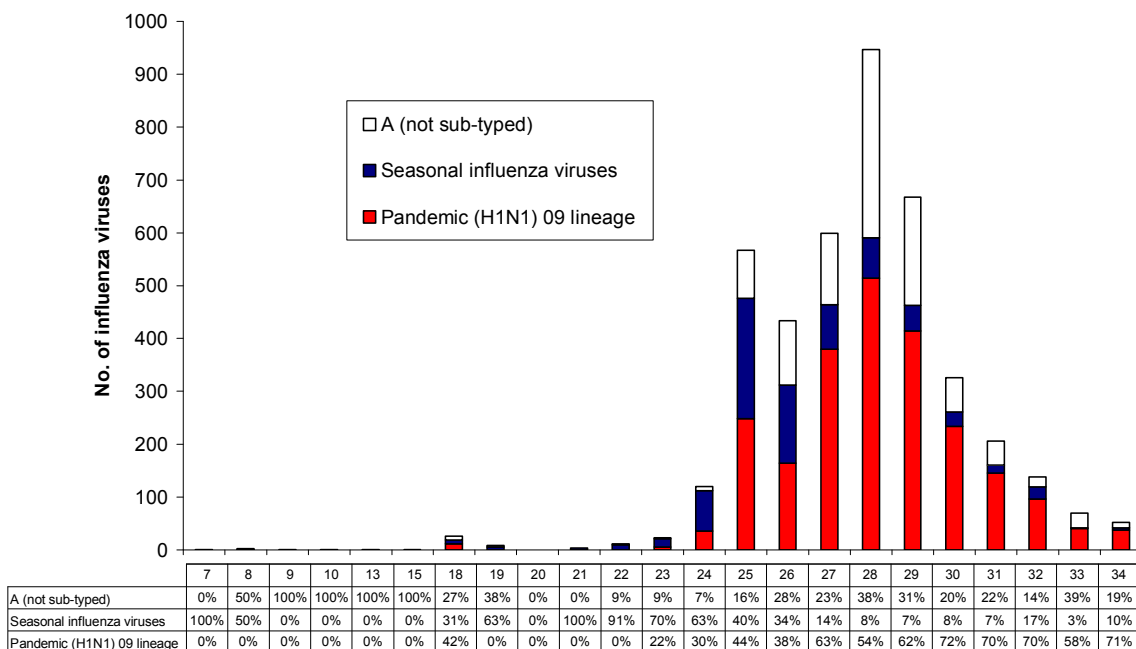
**Figure 7: Cumulative influenza viruses from non-sentinel surveillance by health district to 23 August 2009**



Note: Viruses from Auckland without health district codes have been temporarily assigned to Central Auckland (CA).

The temporal distribution is shown in Figure 8 for influenza viruses reported by type and subtype for each week from non-sentinel surveillance from week 7 (9-15 February) to week 34 (17-23 August 2009). The number of Pandemic influenza (H1N1) 09 lineage is greater than the number of seasonal influenza viruses.

**Figure 8: Total influenza viruses from non-sentinel surveillance by type and week reported to 23 August 2009**





## ANTIVIRAL SUSCEPTIBILITY MONITORING

Since January 2008, a global emergence and rapid spread of oseltamivir-resistant seasonal influenza A H1N1 viruses has been observed. During this winter season in New Zealand, a total of 28 seasonal A H1N1 viruses have been tested for the H275Y mutation (histidine-to-tyrosine mutation at the codon of 275 in N1 numbering) which is known to confer resistance to oseltamivir. All 28 viruses had the H275Y mutation. In addition, a total of 25 seasonal A H1N1 viruses were tested using a phenotypic assay called fluorometric neuraminidase inhibition assay. The results of the fluorometric neuraminidase inhibition assay indicated that these viruses had highly reduced sensitivity to oseltamivir with IC50 values in the range of 305-7912 nM, typical of the recently global emerging oseltamivir-resistant A (H1N1) viruses. (Table 3).

Twelve Pandemic influenza (H1N1) 09 viruses were sequenced to see whether they possess the H275Y mutation. All 12 viruses, including one from a 21 year-old male fatality, did not possess the H275Y mutation. This indicates that these Pandemic influenza A H1N1 viruses are sensitive to oseltamivir. In addition, a total of 92 Pandemic influenza (H1N1) 09 viruses were tested using the phenotypic assay and all 92 viruses were sensitive to oseltamivir with IC50 values in the range of 0.2 to 0.9 nM (Table 3).

<i>Influenza type/subtype</i>	<i>Seasonal A H1N1</i>				<i>Pandemic influenza (H1N1) 09</i>
<b>Year</b>	2006	2007	2008	2009	2009
<b>Number of viruses</b>	17	138	4	25	92
<b>Mean IC50*</b>	1.84	0.83	728	1399	0.372
<b>Std. dev.</b>	0.71	0.63	136	2690	0.163
<b>Min IC50</b>	0.25	0.01	547	305	0.113
<b>Max IC50</b>	3.099	4.226	870	7912	0.918

\*IC50: Concentration of oseltamivir (nM) at which there is 50% inhibition of neuraminidase activity.

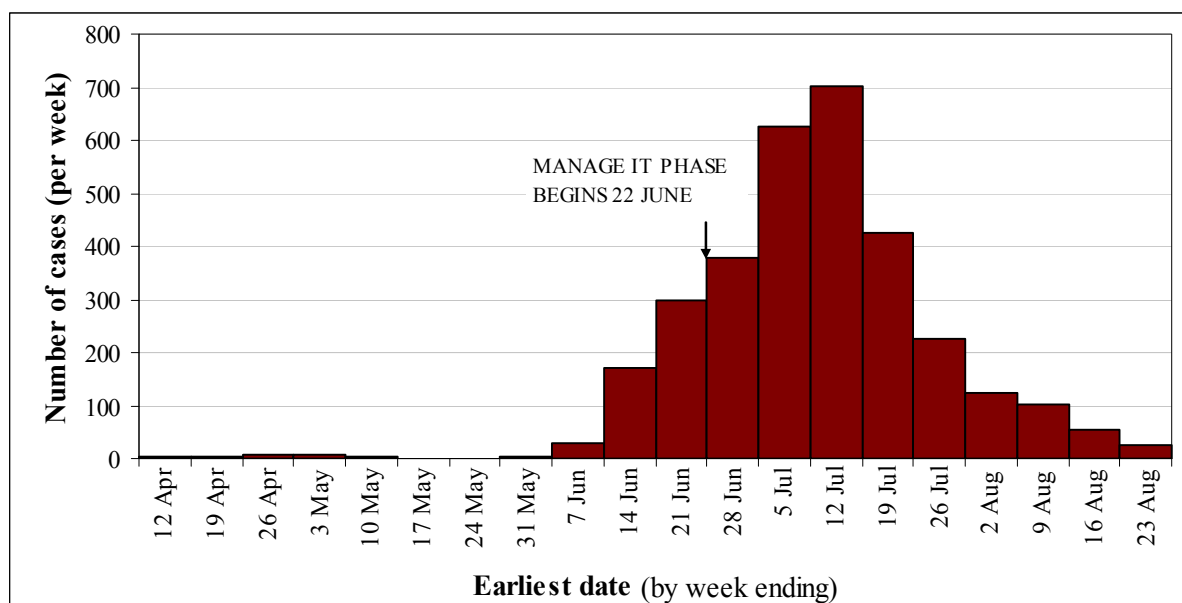
## PANDEMIC INFLUENZA (H1N1) 09 VIRUS UPDATE IN NEW ZEALAND

Pandemic influenza (H1N1) 09 is a notifiable disease in New Zealand.

- A total of 3179 confirmed and probable cases of pandemic influenza (H1N1) 09 were reported.
- The number of total notifications and hospitalisations reported each week has decreased since the week ending 12 July 2009.
- Highest notification rates for last week were seen in the under one year age group.
- There have been 972 hospitalised cases reported. Pneumonia was recorded for 292 cases and acute respiratory distress syndrome (ARDS) for 39 cases.
- There were two hospitalisations reported for the week 17-23 August 2009. Canterbury DHB has the highest cumulative number of hospitalisations with 187 cases up to the 23 August 2009.
- Pandemic influenza (H1N1) 09 was recorded in EpiSurv as being the primary cause of death in 15 cases. For current information on deaths visit the Ministry of Health website <http://www.moh.govt.nz/moh.nsf/indexmh/influenza-a-h1n1-news-media>

**Figure 9: Pandemic influenza (H1N1) 09 epidemic curve using earliest date entered in EpiSurv up to 23 August 2009**

The epidemic curve for pandemic influenza (H1N1) 09 is shown in Figure 9. This epidemic curve was constructed using the earliest date recorded in EpiSurv (onset, hospitalised or report date) and is displayed as cases per week since 6 April 2009. For the purposes of this epidemic curve confirmed and probable cases were combined.



**Confirmed cases n=3110, probable cases n=69**

Data was extracted from EpiSurv at midnight 25 August 2009

Compiled by:

Liza Lopez

Population and Environmental Health

ESR Kenepuru Science Centre

PO Box 50 348, PORIRUA

Tel : 04 914 0647 Fax: 04 978 6690 Email:liza.lopez@esr.cri.nz

Dr. Sue Huang

WHO National Influenza Centre

ESR Wallaceville Science Centre

PO Box 40158, Upper Hutt