

# INFLUENZA WEEKLY UPDATE

2009/45: 2-8 November 2009

---

The national influenza surveillance system in New Zealand is an essential public health component for assessing and implementing strategies to control influenza. This report summarises the data collected from sentinel general practice (GP) surveillance and non-sentinel surveillance for week 45 (2-8 November 2009). While the primary purpose of the sentinel surveillance system has been to contribute to the deliberations on the composition of the following year's seasonal influenza vaccine, it has provided timely information on the progress of the current pandemic.

## **IN THIS REPORT:**

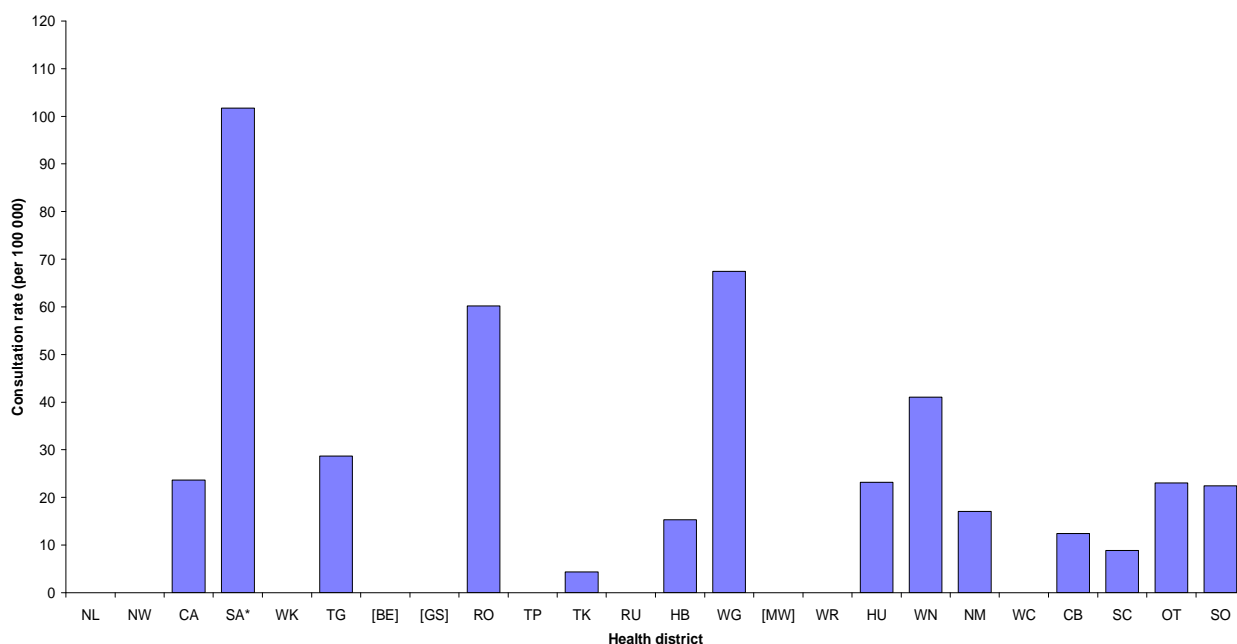
- There has been a slight increase in consultations for influenza-like illness through sentinel surveillance in week 45 (2-8 November 2009). The highest weekly ILI rates were reported from South Auckland, Wanganui and Rotorua health districts. The highest ILI consultation rates have been reported among children and teenagers aged 0 to 19 years.
- Up to 8 November 2009, a total of 4883 influenza viruses have been reported through sentinel (623, 13%) and non-sentinel surveillance (4260, 87%). Two influenza viruses were reported in week 45: one as pandemic (H1N1) 09 from the sentinel surveillance and one as seasonal A (H3N2) from the non-sentinel surveillance. Pandemic (H1N1) 09 has become the predominant strain among all influenza viruses. Seasonal A (H1N1) strain has been the predominant strain among all seasonal influenza viruses.
- Since January 2008, a global emergence and rapid spread of oseltamivir-resistant seasonal influenza A (H1N1) viruses has been observed. Since 2009 in New Zealand, a total of 53 seasonal A (H1N1) viruses have been tested by either a phenotypic assay or a molecular assay and all 53 viruses have been resistant to oseltamivir.
- Most Pandemic influenza (H1N1) 09 viruses reported globally are sensitive to oseltamivir. Forty two viruses have now been described from around the world which are resistant to oseltamivir, all carrying the same mutation (H275Y) that confers resistance to the antiviral oseltamivir but not to the antiviral zanamivir. Over 10 000 viruses have been tested worldwide and have all been shown to be sensitive to oseltamivir. During this winter season in New Zealand, a total of 521 Pandemic influenza (H1N1) 09 viruses were tested by phenotypic assay. All 521 viruses were sensitive to oseltamivir.

## SENTINEL GENERAL PRACTICE SURVEILLANCE

In the past week, a total of 130<sup>1</sup> consultations for influenza-like illness were reported from 83 general practices in 21 of the 24 health districts. This gives a weekly consultation rate of 33.0 per 100 000 patient population.

The graph below compares the consultation rates for influenza-like illness for each health district over the past week. South Auckland had the highest consultation rate (101.7 per 100 000, 78 cases), followed by Wanganui (67.4 per 100 000, 1 case) and Rotorua (60.2 per 100 000, 1 case).

**Figure 1: Weekly consultation rates for influenza-like illness by health district week ending 8 November 2009**



\* Six additional South Auckland practices added in week 33 (10-16 August).

[ ] Health districts did not participate for the week.

The weekly national consultation rates are shown in Figure 2 for 2007 and 2008 seasons, and 2009 so far. As seen in the previous years, the rates of influenza-like illness have decreased gradually between week 34 and week 40. However, ILI consultations from the GP sentinel surveillance program are still being reported after week 40 in response to the influenza pandemic this year.

<sup>1</sup> Includes ILI consultations through telephone assessment by sentinel GPs starting from week 29 (13-19 July).

**Figure 2: Weekly consultation rates for influenza-like illness in New Zealand, 2007, 2008 and 2009**

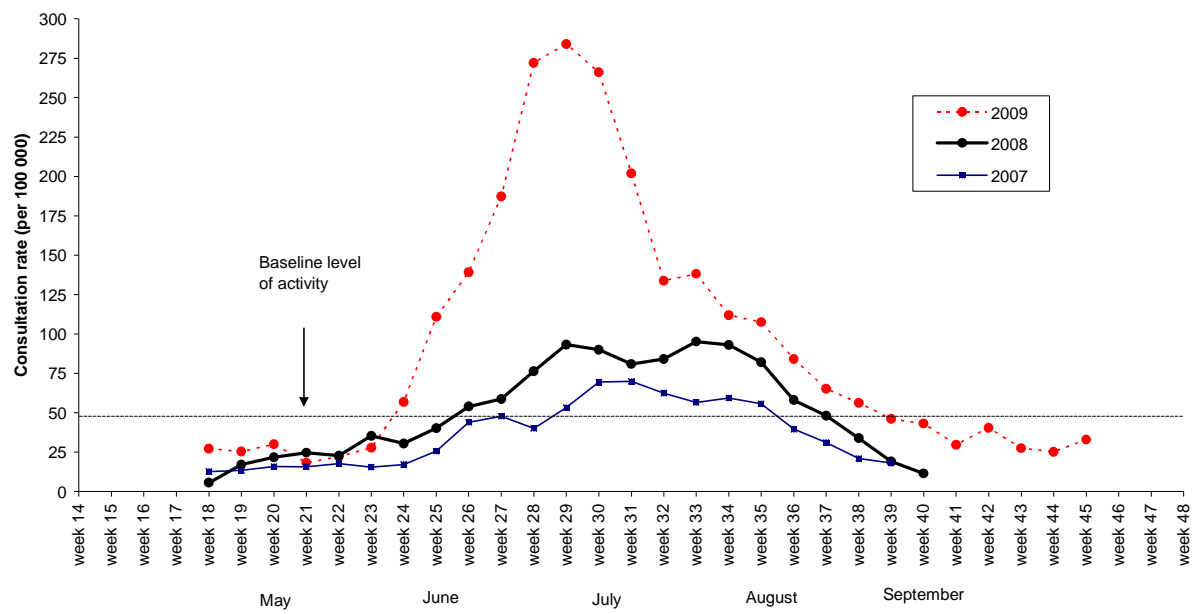
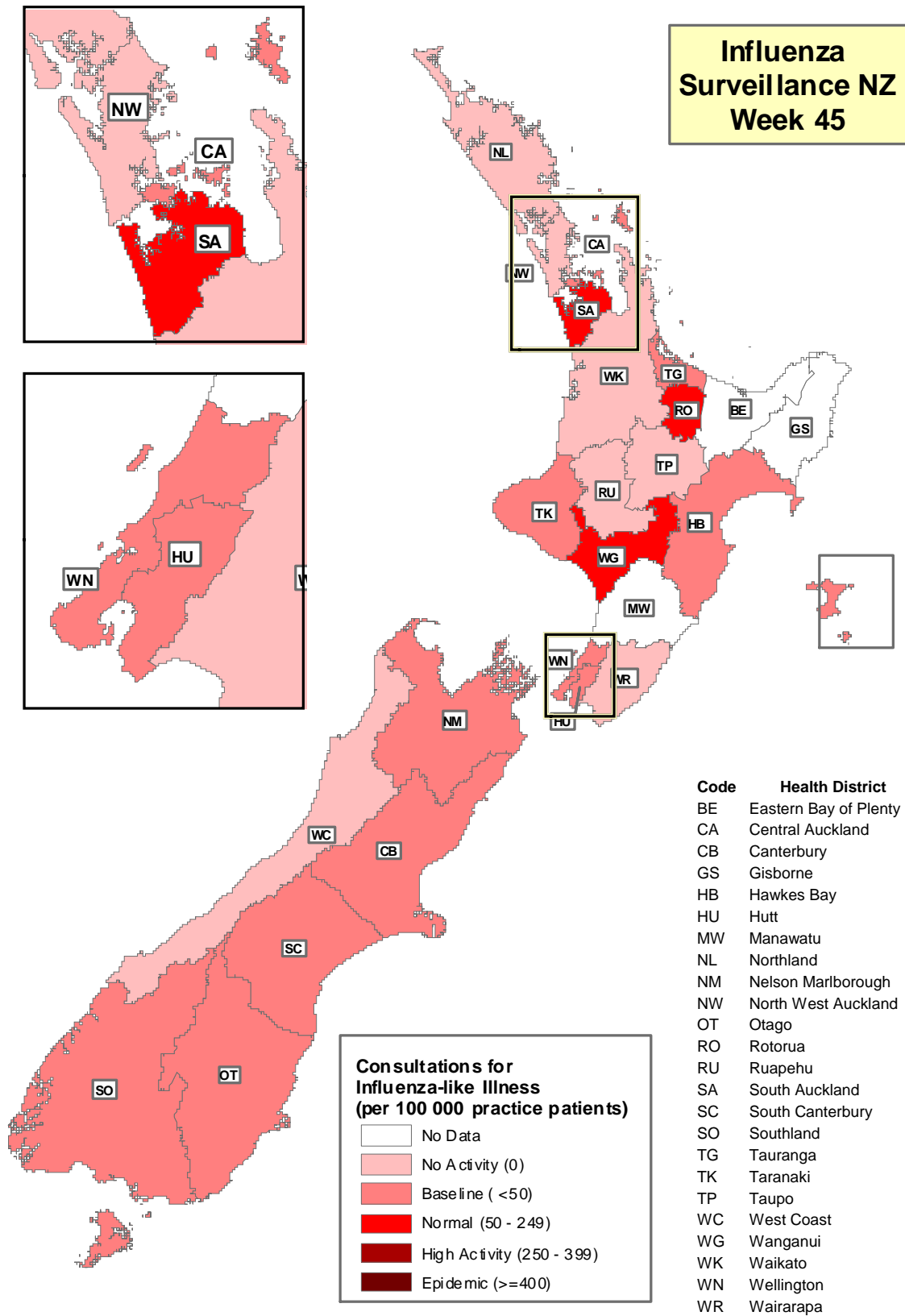


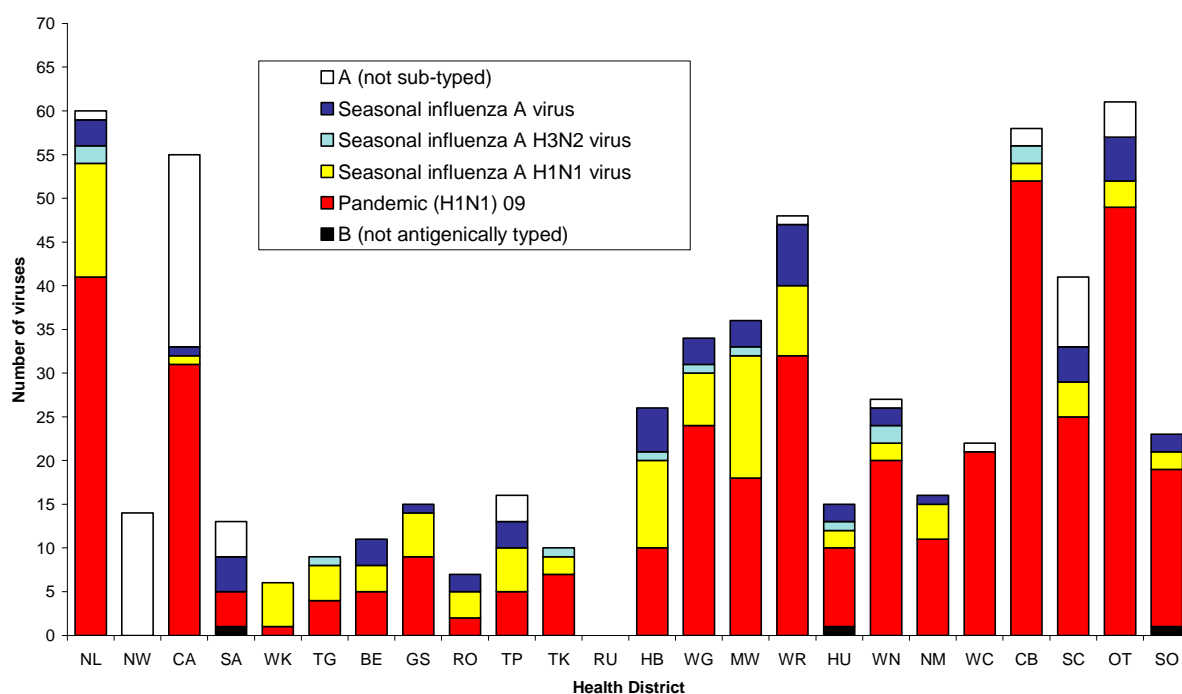
Figure 3 illustrates consultation rates for influenza-like illness mapped by health district for week 45, 2009.



A total of 20 swabs were received by the virology laboratories. One influenza virus was identified as Pandemic H1N1 09 from Wellington.

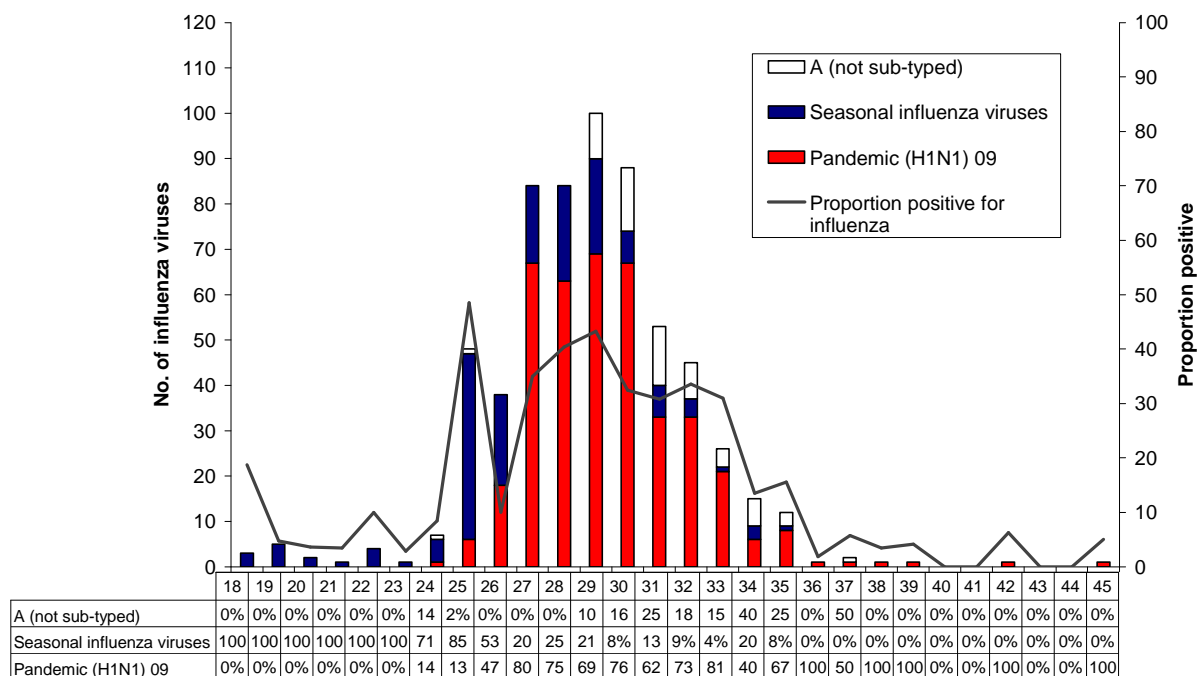
The cumulative figures are shown in Figure 4 for sentinel surveillance by health district from week 18 (27 April-3 May) to week 45 (2-8 November 2009). A total of 623 influenza viruses were identified. The predominant strain was pandemic (H1N1) 2009 (398) including 167 of pandemic influenza A/California/7/2009 (H1N1)v - like strains, followed by seasonal influenza A (H1N1) (98) including 28 of A/Brisbane/59/2007 (H1N1) - like strains, influenza A not subtyped (61), seasonal influenza A (51), seasonal influenza A (H3N2) (12), and influenza B not typed (3). Pandemic influenza (H1N1) 09 has become the predominant strain among all influenza viruses from sentinel surveillance.

**Figure 4: Cumulative influenza viruses from sentinel surveillance by health district to 8 November 2009**



The temporal distribution of influenza viruses is shown in the graph below for sentinel surveillance from week 18 (27 April-3 May) to week 45 (2-8 November 2009). Pandemic influenza (H1N1) 09 is greater than the number of seasonal influenza viruses.

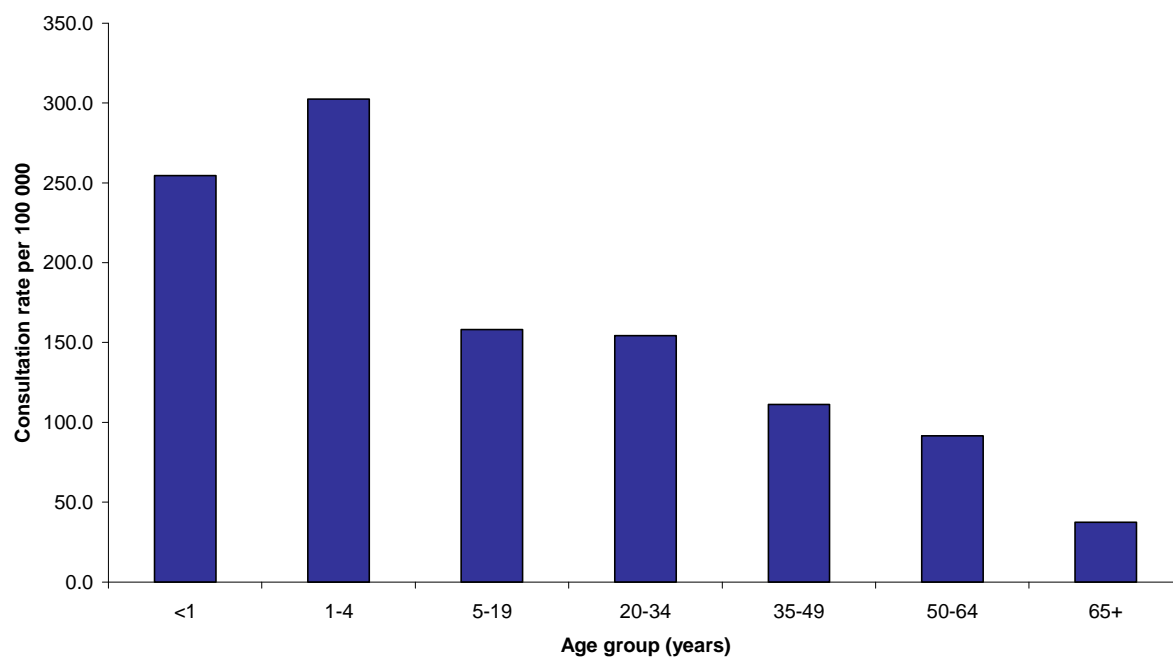
**Figure 5: Total influenza viruses from sentinel surveillance by type and week reported to 8 November and the total percentage positive from the swabs received**



Note: All results of sentinel swabs are received by ESR. The line shows the proportion of those swabs that test positive for any type of influenza. A low proportion may be due to the swabs not successfully retrieving the virus, or that ILI presentations to sentinel GPs are due to other viruses.

The age distribution for influenza-like illness (ILI) consultation rates for weeks 18-45 is shown in Figure 6. The highest ILI consultation rate was in 1-4 years (302.4 per 100 000) followed by those <1 year (254.5 per 100 000) and 5-19 years (158.0 per 100 000).

**Figure 6: Sentinel consultation rate for influenza-like illness by age group for weeks 18-45, 2009**

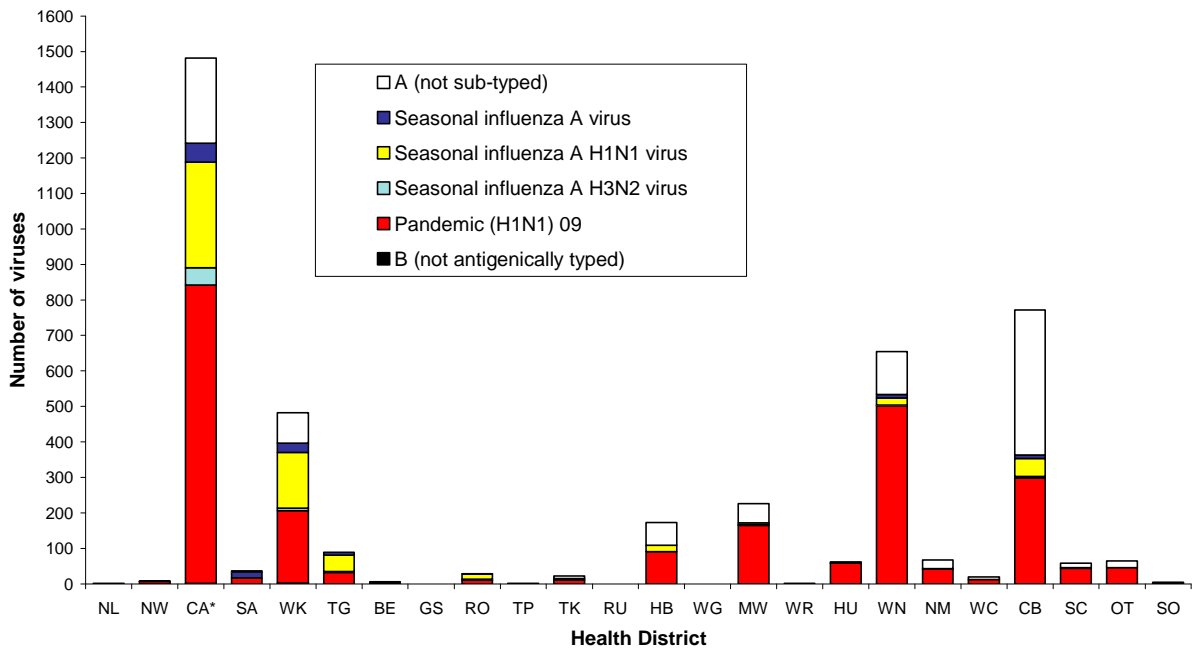


## **NON-SENTINEL SURVEILLANCE**

One influenza virus was reported this week from the laboratory-based (non-sentinel) surveillance, as seasonal A (H3N2) from Canterbury.

The cumulative influenza viruses are shown in Figure 7 for non-sentinel surveillance by health district from week 1 (1-4 Jan) to week 45 (2-8 November 2009). A total of 4260 influenza viruses were identified. The predominant strain was pandemic (H1N1) 2009 (2387) including 228 of pandemic influenza A/California/7/2009 (H1N1)v - like strains, followed by seasonal influenza A (H1N1) (618) including 121 of A/Brisbane/59/2007 (H1N1) - like strains, influenza A not subtyped (1056), seasonal influenza A (127), seasonal influenza A (H3N2) (69) including three A/Brisbane/10/2007 (H3N2) - like, and influenza B not typed (3). Pandemic influenza (H1N1) 09 has become the predominant strain among all influenza viruses from non-sentinel surveillance.

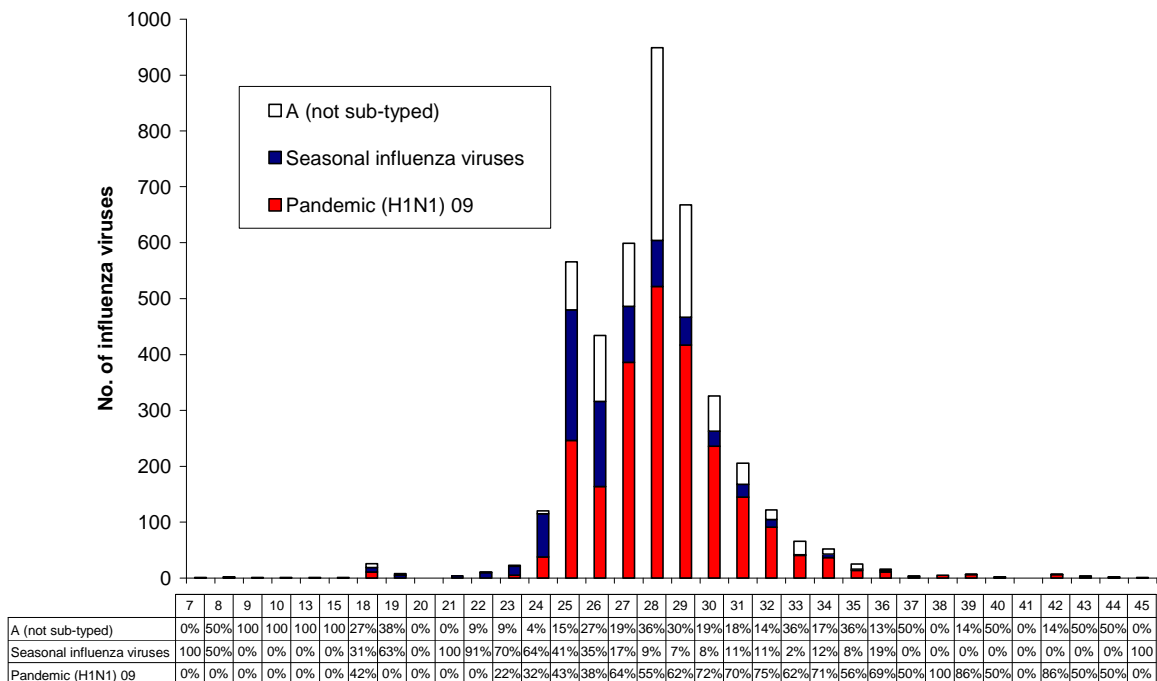
**Figure 7: Cumulative influenza viruses from non-sentinel surveillance by health district to 8 November 2009**



Note: Viruses from Auckland without health district codes have been temporarily assigned to Central Auckland (CA).

The temporal distribution is shown in Figure 8 for influenza viruses reported by type and subtype for each week from non-sentinel surveillance from week 7 (9-15 February) to week 45 (2-8 November 2009). The number of Pandemic influenza (H1N1) 09 is greater than the number of seasonal influenza viruses.

**Figure 8: Total influenza viruses from non-sentinel surveillance by type and week reported to 8 November 2009**





## ANTIVIRAL SUSCEPTIBILITY MONITORING

Since January 2008, a global emergence and rapid spread of oseltamivir-resistant seasonal influenza A (H1N1) viruses has been observed. During this winter season in New Zealand, a total of 28 seasonal A (H1N1) viruses have been tested for the H275Y mutation (histidine-to-tyrosine mutation at the codon of 275 in N1 numbering) which is known to confer resistance to oseltamivir. All 28 viruses had the H275Y mutation. In addition, a total of 25 seasonal A (H1N1) viruses were tested using a phenotypic assay called fluorometric neuraminidase inhibition assay. The results of the fluorometric neuraminidase inhibition assay indicated that these viruses had highly reduced sensitivity to oseltamivir with IC50 values in the range of 305-7912 nM, typical of the recently global emerging oseltamivir-resistant A (H1N1) viruses. (Table 1).

Twelve Pandemic influenza (H1N1) 09 viruses were sequenced to see whether they possess the H275Y mutation. All 12 viruses, including one from a 21 year-old male fatality, did not possess the H275Y mutation. This indicates that these Pandemic influenza A (H1N1) viruses are sensitive to oseltamivir. In addition, a total of 521 Pandemic influenza (H1N1) 09 viruses were tested using the phenotypic assay and all 521 viruses were sensitive to oseltamivir with IC50 values in the range of 0.2 to 1.4 nM (Table 1).

<b>Influenza type/subtype</b>	<b>Seasonal A (H1N1)</b>				<b>Pandemic influenza (H1N1) 09</b>
	<b>2006</b>	<b>2007</b>	<b>2008</b>	<b>2009</b>	<b>2009</b>
<b>Year</b>					
<b>Number of viruses</b>	17	138	4	25	521
<b>Mean IC50*</b>	1.84	0.83	728	1399	0.392
<b>Std. dev.</b>	0.71	0.63	136	1990	0.231
<b>Min IC50</b>	0.25	0.01	547	305	0.092
<b>Max IC50</b>	3.099	4.219	870	7912	1.402

\*IC50: Concentration of oseltamivir (nM) at which there is 50% inhibition of neuraminidase activity.