

INFLUENZA WEEKLY UPDATE

2010/4: 25-31 January 2010

The national influenza surveillance system in New Zealand is an essential public health component for assessing and implementing strategies to control influenza. This report summarises the data collected from sentinel general practice (GP) surveillance and non-sentinel surveillance for week 4 (25-31 January 2010).

SUMMARY OF THIS REPORT:

- Influenza-like illness (ILI) through sentinel surveillance was reported from 20 out of 21 District Health Boards¹ (DHB) with a national consultation rate of 4.7 per 100 000 (17 ILI consultations). Seven swabs were received from sentinel surveillance. No influenza viruses were identified. One pandemic (H1N1) 09 was reported from the laboratory-based (non-sentinel) surveillance from Waitemata DHB.
- Pandemic influenza A (H1N1) 09 is a notifiable disease in New Zealand. As of 31 January 2010, there have been 3300² cases recorded in EpiSurv with 20 deaths.

(Note: For further information please refer to the Ministry of Health's website:
<http://www.moh.govt.nz/influenza-a-h1n1>)

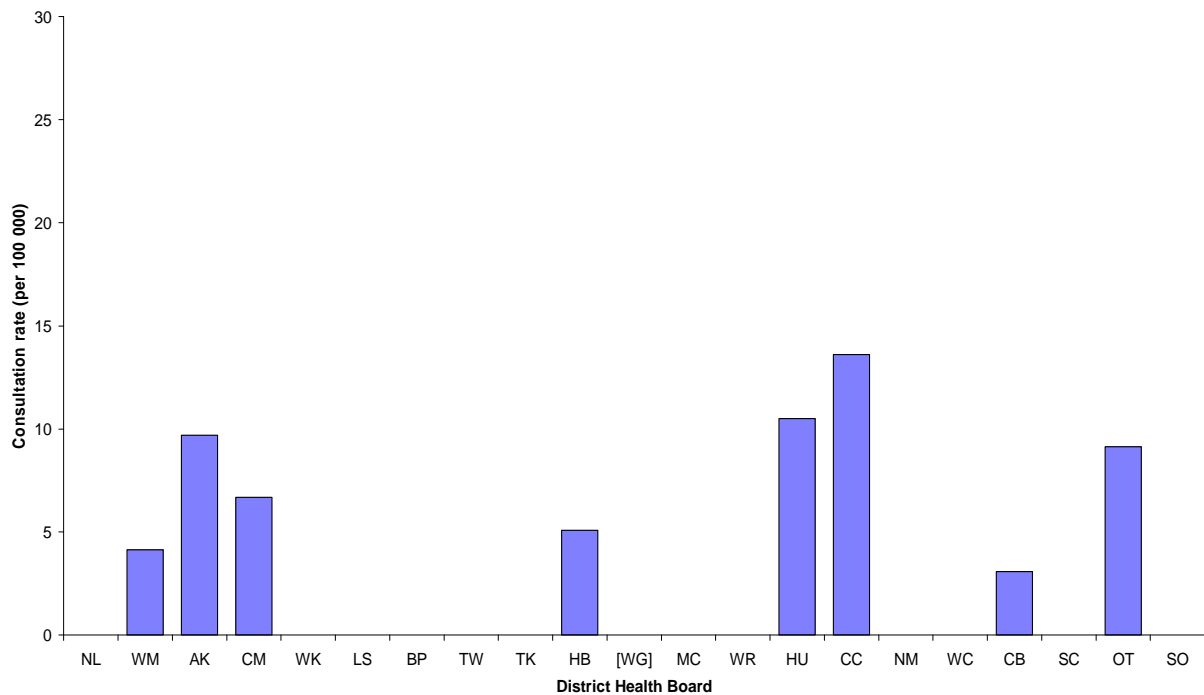
¹ As of week 4, the data will be reported as DHB rather than Health District (HD)

² Data source: EpiSurv as of 4 February 2010.

In the past week, a total of 17 consultations for influenza-like illness were reported from 77 general practices in 20 out of 21 DHBs. This gives a weekly consultation rate of 4.7 per 100 000 patient population.

The graph below compares the consultation rates for influenza-like illness for each DHB over the past week. Capital and Coast DHB had the highest consultation rate (13.6 per 100 000, 3 cases), followed by Hutt Valley (10.5 per 100 000, 2 cases) and Auckland (9.7 per 100 000, 2 cases).

Figure 1: Weekly consultation rates for influenza-like illness by DHB week ending 31 January 2010



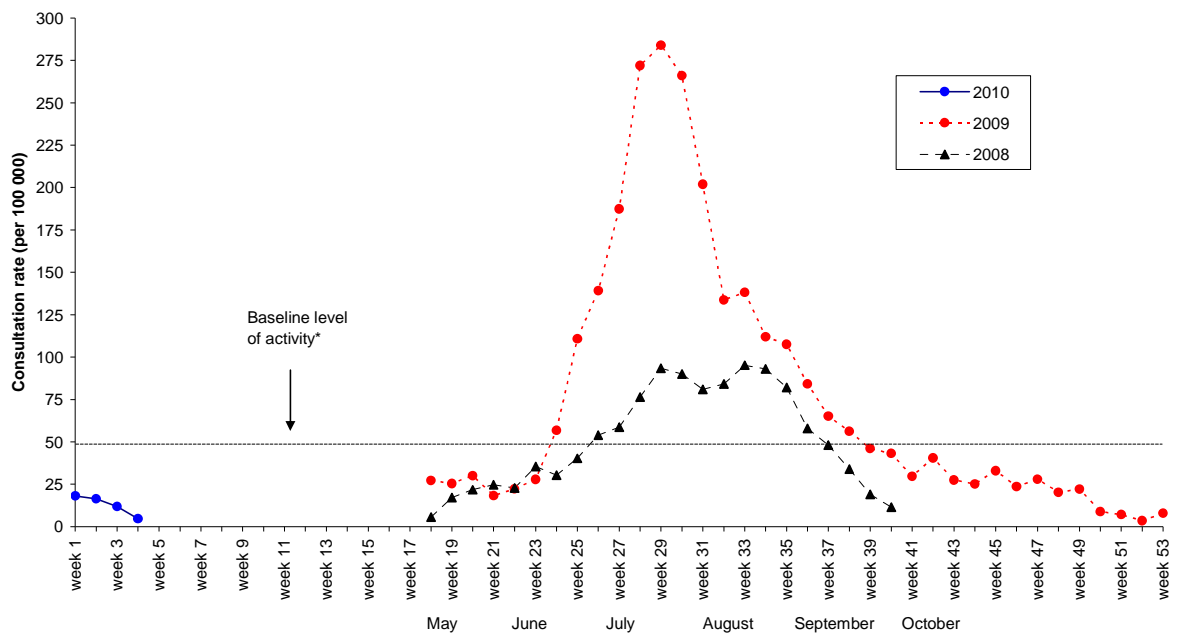
*No data for the week.

Seven swabs were received by the virology laboratories from sentinel surveillance. No influenza viruses were identified.

One pandemic (H1N1) 09 was reported from the laboratory-based (non-sentinel) surveillance from Waitemata DHB.

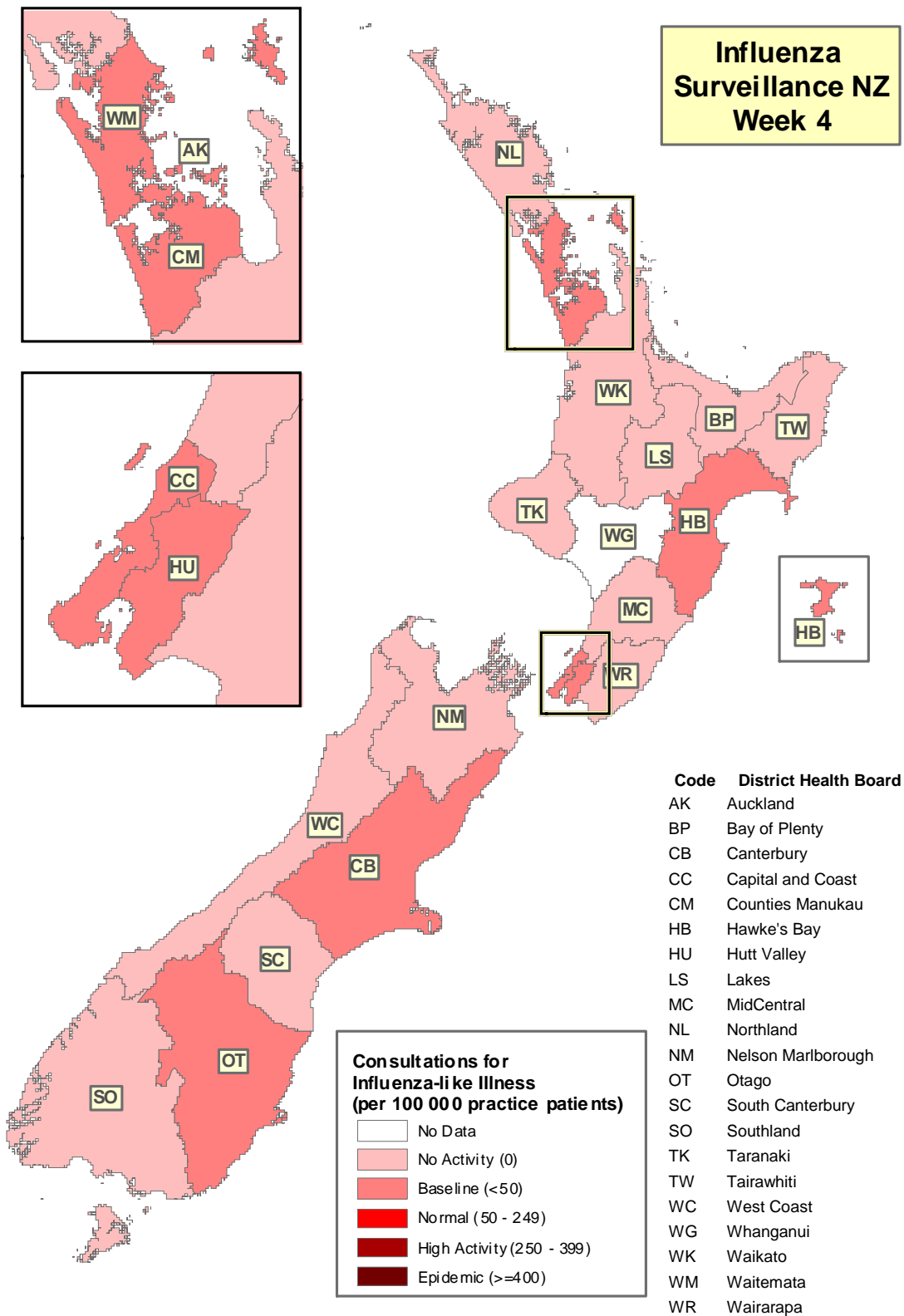
Figure 2 shows the weekly national consultation rates for 2008, 2009 seasons, and 2010 so far. The current rate of influenza-like illness is below the baseline.

Figure 2: Weekly consultation rates for influenza-like illness in New Zealand, 2008, 2009 and 2010



* A weekly rate <50 ILI consultations per 100,000 patient population is considered baseline activity. A rate of 50–249 is considered indicative of normal seasonal influenza activity, and a rate of 250–399 indicative of higher than expected influenza activity. A rate ≥ 400 ILI consultations per 100,000 patient population indicates an epidemic level of influenza activity.

Figure 3 illustrates consultation rates for influenza-like illness mapped by DHB for week 4, 2010.



Compiled by:
 Liza Lopez
 Population and Environmental Health
 ESR Kenepuru Science Centre
 PO Box 50 348, PORIRUA
 Tel : 04 914 0647 Fax: 04 978 6699 Email:liza.lopez@esr.cri.nz

Dr. Sue Huang
 WHO National Influenza Centre
 ESR Wallaceville Science Centre
 PO Box 40158, Upper Hutt