

# INFLUENZA WEEKLY UPDATE

2010/17: 26 April – 2 May 2010

---

The national influenza surveillance system in New Zealand is an essential public health component for assessing and implementing strategies to control influenza. This report summarises the data collected from sentinel general practice (GP) surveillance and non-sentinel surveillance for week 17 (26 April – 2 May 2010).

## SUMMARY OF THIS REPORT:

- Influenza-like illness (ILI) through sentinel surveillance was reported from 20 out of 21 District Health Boards (DHB) with a national consultation rate of 23.8 per 100 000 (95 ILI consultations). Thirty-two swabs were received from sentinel and non-sentinel surveillance. Two viruses were identified: one influenza A (not-subtyped) and one pandemic H1N1 09 from the non-sentinel surveillance.
- Pandemic influenza A (H1N1) 09 is a notifiable disease in New Zealand. As of 2 May 2010, there have been 3303<sup>1</sup> cases recorded in EpiSurv with 35<sup>2</sup> deaths.

(Note: For further information please refer to the Ministry of Health's website:  
<http://www.moh.govt.nz/influenza-a-h1n1>)

In the past week, a total of 95 consultations for influenza-like illness were reported from 85 general practices in 20 out of 21 DHBs. This gives a weekly consultation rate of 23.8 per 100 000 patient population.

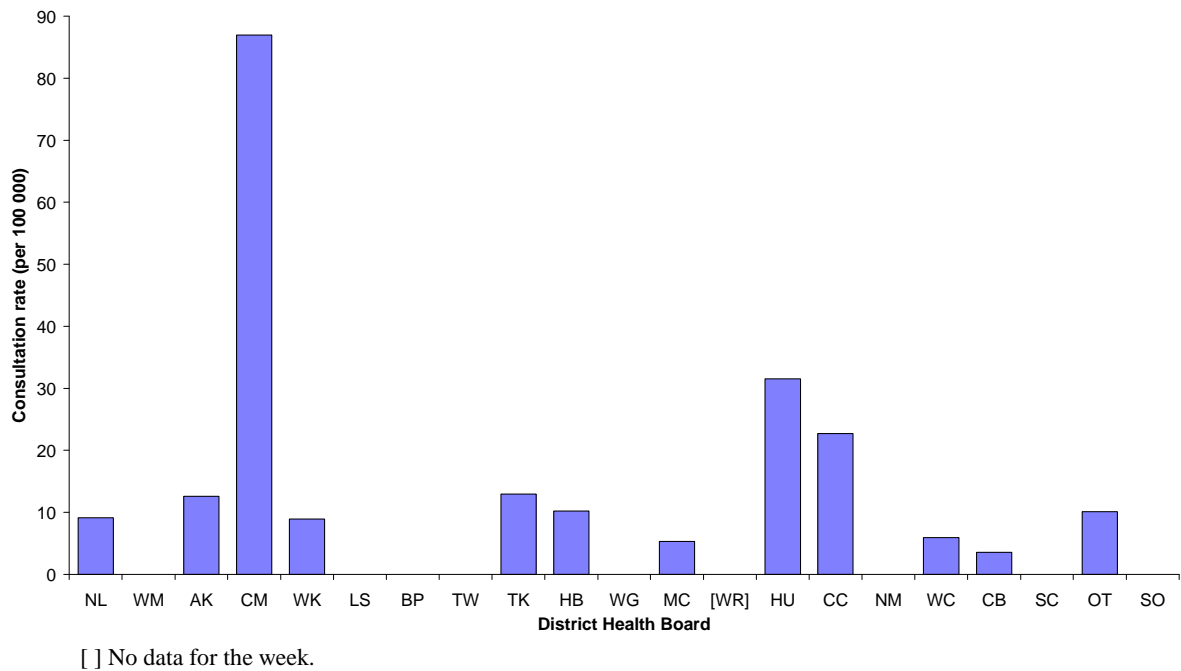
The graph below compares the consultation rates for influenza-like illness for each DHB over the past week. Counties Manukau DHB had the highest consultation rate (86.9 per 100 000, 65 cases), followed by Hutt Valley (31.5 per 100 000, 6 cases) and Capital and Coast (22.7 per 100 000, 5 cases).

---

<sup>1</sup> Data source: EpiSurv as of 6 May 2010.

<sup>2</sup> Data source: Ministry of Health.

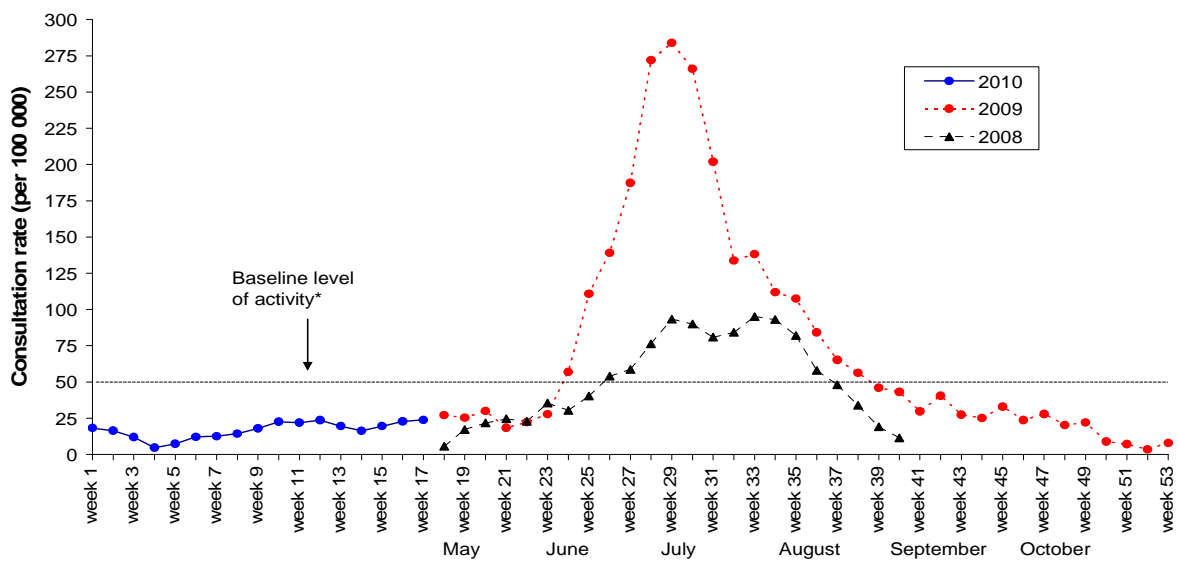
**Figure 1: Weekly consultation rates for influenza-like illness by DHB week ending 2 May 2010**



Thirty-two swabs were received by the virology laboratories from sentinel surveillance (7) and the non-sentinel surveillance (25). Two viruses were identified: one influenza A (not-subtyped) and one pandemic H1N1 09 both from Counties Manukau DHB through the non-sentinel surveillance.

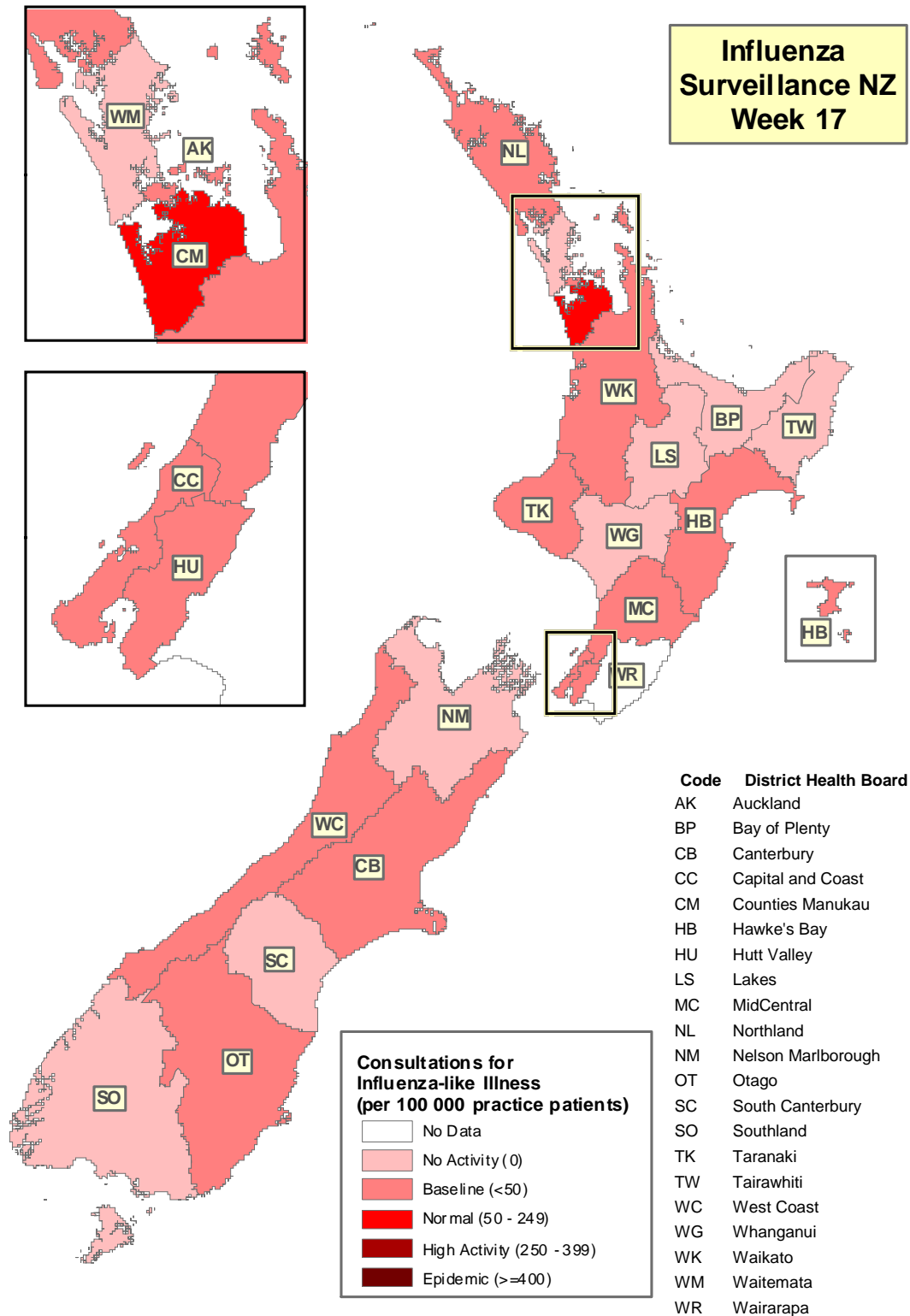
Figure 2 shows the weekly national consultation rates for 2008, 2009 seasons, and 2010 so far. The current rate of influenza-like illness is below the baseline.

**Figure 2: Weekly consultation rates for influenza-like illness in New Zealand, 2008, 2009 and 2010**



\* A weekly rate <50 ILI consultations per 100 000 patient population is considered baseline activity. A rate of 50–249 is considered indicative of normal seasonal influenza activity, and a rate of 250–399 indicative of higher than expected influenza activity. A rate >400 ILI consultations per 100 000 patient population indicates an epidemic level of influenza activity.

Figure 3 illustrates consultation rates for influenza-like illness mapped by DHB for week 17, 2010.



Compiled by:  
 Liza Lopez  
 Population and Environmental Health  
 ESR Kenepuru Science Centre  
 PO Box 50 348, PORIRUA  
 Tel : 04 914 0647 Fax: 04 978 6690 Email:liza.lopez@esr.cri.nz

Dr. Sue Huang  
 WHO National Influenza Centre  
 ESR Wallaceville Science Centre  
 PO Box 40158, Upper Hutt