

INFLUENZA WEEKLY UPDATE

2010/19: 10-16 May 2010

The national influenza surveillance system in New Zealand is an essential public health component for assessing and implementing strategies to control influenza. This report summarises the data collected from sentinel general practice (GP) surveillance and non-sentinel surveillance for week 19 (10-16 May 2010).

SUMMARY OF THIS REPORT:

- Influenza-like illness (ILI) through sentinel surveillance was reported from 20 out of 21 District Health Boards (DHB) with a national consultation rate of 29.2 per 100 000 (119 ILI consultations). Thirty-six swabs were received from sentinel and non-sentinel surveillance. One virus was identified as pandemic H1N1 09 from the non-sentinel surveillance.
- Pandemic influenza A (H1N1) 09 is a notifiable disease in New Zealand. As of 16 May 2010, there have been 3306¹ cases recorded in EpiSurv with 35² deaths.

(Note: For further information please refer to the Ministry of Health's website:
<http://www.moh.govt.nz/influenza-a-h1n1>)

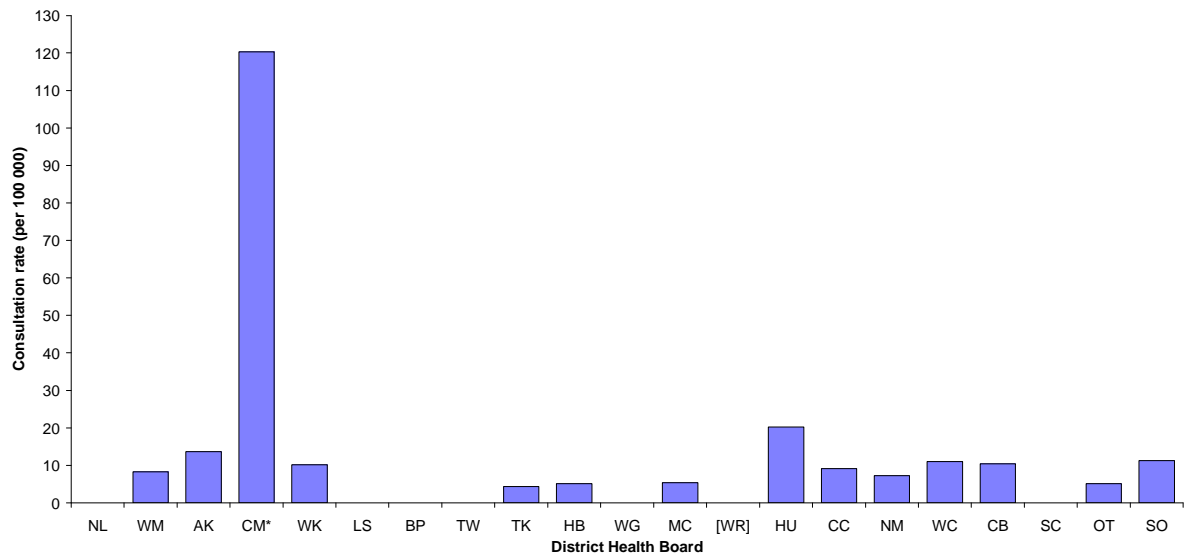
In the past week, a total of 119 consultations for influenza-like illness were reported from 86 general practices in 20 out of 21 DHBs. This gives a weekly consultation rate of 29.2 per 100 000 patient population.

The graph below compares the consultation rates for influenza-like illness for each DHB over the past week. Counties Manukau DHB had the highest consultation rate (120.4 per 100 000, 90 cases), followed by Hutt Valley (20.3 per 100 000, 7 cases) and Auckland (13.6 per 100 000, 5 cases).

¹ Data source: EpiSurv as of 20 May 2010.

² Data source: Ministry of Health.

Figure 1: Weekly consultation rates for influenza-like illness by DHB week ending 16 May 2010

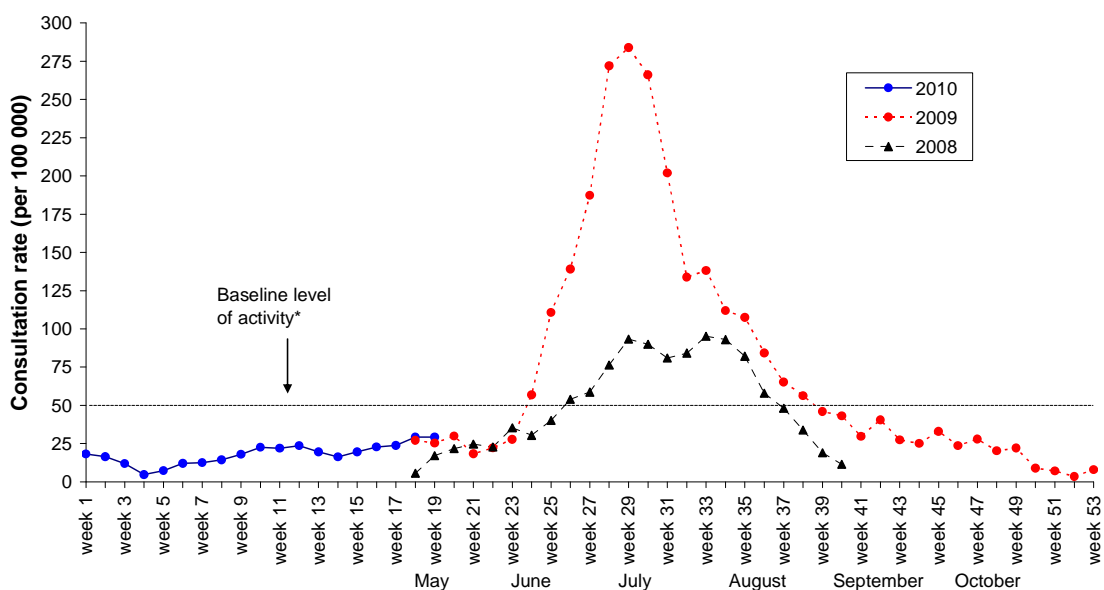


*Caution is required in interpreting the ILI rate from Counties Manukau DHB because the contributing GP practices did not use the case definition of the sentinel influenza surveillance. The investigation to understand the specificity and sensitivity of their ILI case definition is ongoing.
 [] No data for the week.

Thirty-six swabs were received by the virology laboratories from sentinel surveillance (7) and the non-sentinel surveillance (29). One virus was identified as pandemic H1N1 09 from Counties Manukau DHB through the non-sentinel surveillance.

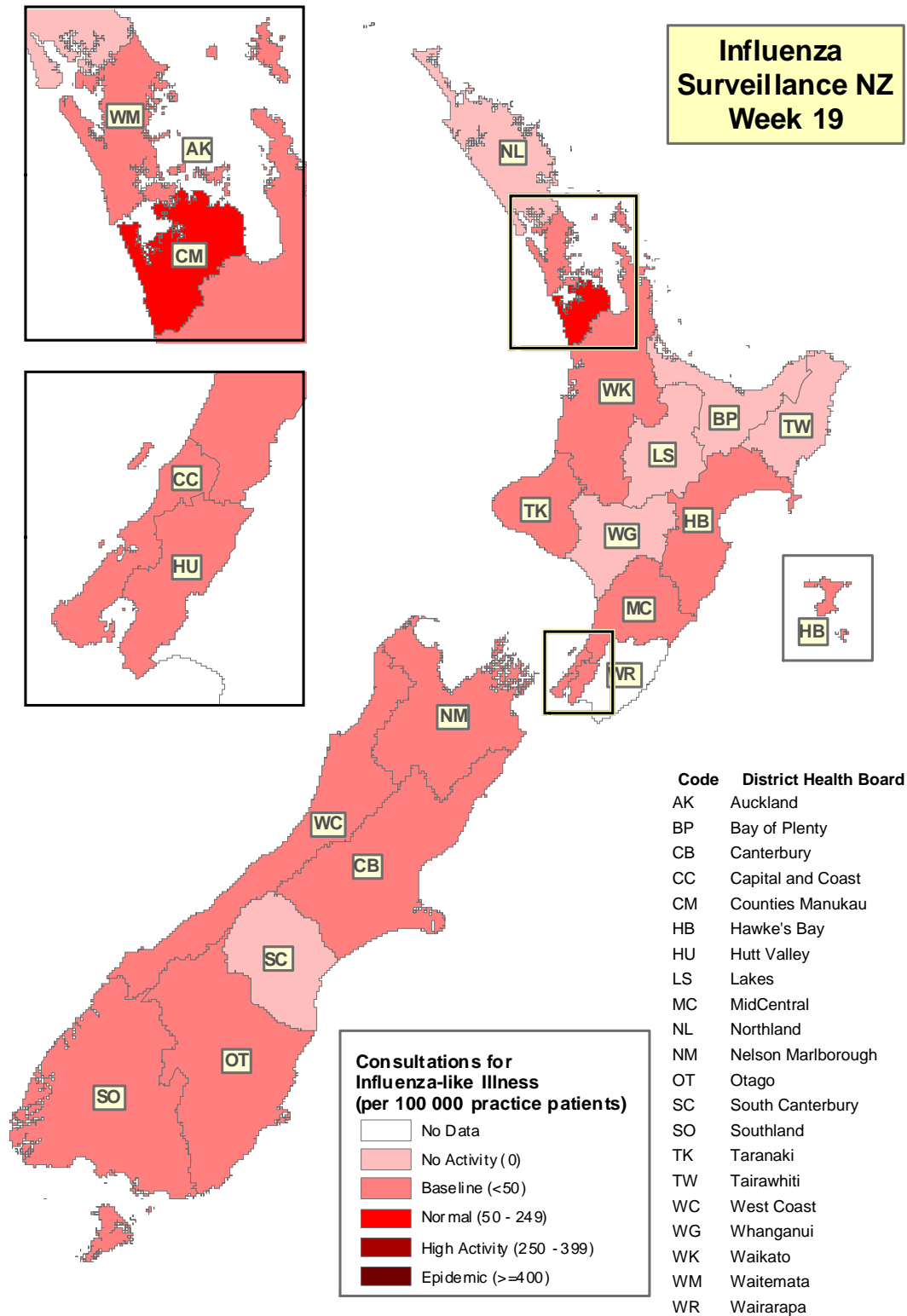
Figure 2 shows the weekly national consultation rates for 2008, 2009 seasons, and 2010 so far. The current rate of influenza-like illness is below the baseline.

Figure 2: Weekly consultation rates for influenza-like illness in New Zealand, 2008, 2009 and 2010



* A weekly rate <50 ILI consultations per 100 000 patient population is considered baseline activity. A rate of 50–249 is considered indicative of normal seasonal influenza activity, and a rate of 250–399 indicative of higher than expected influenza activity. A rate >400 ILI consultations per 100 000 patient population indicates an epidemic level of influenza activity.

Figure 3 illustrates consultation rates for influenza-like illness mapped by DHB for week 19, 2010



Compiled by:
 Liza Lopez
 Population and Environmental Health
 ESR Kenepuru Science Centre
 PO Box 50 348, PORIRUA
 Tel : 04 914 0647 Fax: 04 978 6690 Email:liza.lopez@esr.cri.nz

Dr. Sue Huang
 WHO National Influenza Centre
 ESR Wallaceville Science Centre
 PO Box 40158, Upper Hutt