

# INFLUENZA WEEKLY UPDATE

2012/18: 30 April - 6 May 2012

The national influenza surveillance system in New Zealand is an essential public health component for assessing and implementing strategies to control influenza. This report summarises the data collected from sentinel general practice (GP) surveillance and non-sentinel surveillance for week 18 (30 April – 6 May 2012).

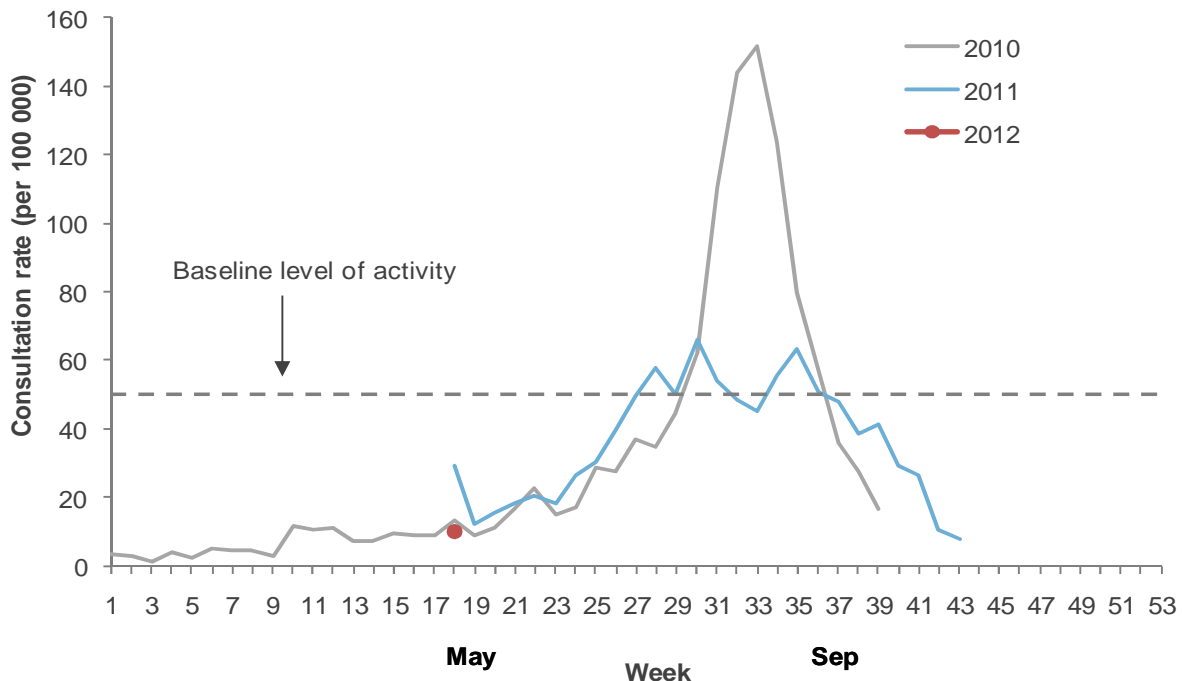
## Summary

Influenza-like illness (ILI) through sentinel surveillance was reported from 13 out of 20 District Health Boards (DHB) with a national consultation rate of 10.1 per 100 000 (30 ILI consultations). Ninety-seven swabs were received from sentinel (13) and non-sentinel (84) surveillance. One influenza A(H1N1)09pdm virus was identified from the sentinel surveillance.

## INFLUENZA-LIKE ILLNESS SURVEILLANCE

In the past week, a total of 30 consultations for influenza-like illness were reported from 61 general practices in 13 out of 20 DHBs. This gives a weekly consultation rate of 10.1 per 100 000 patient population. Figure 1 shows the weekly national consultation rates for 2010, 2011 seasons, and 2012 so far. The current rate of influenza-like illness is below the baseline.

**Figure 1: Weekly consultation rates for influenza-like illness in New Zealand, 2010, 2011 and 2012**

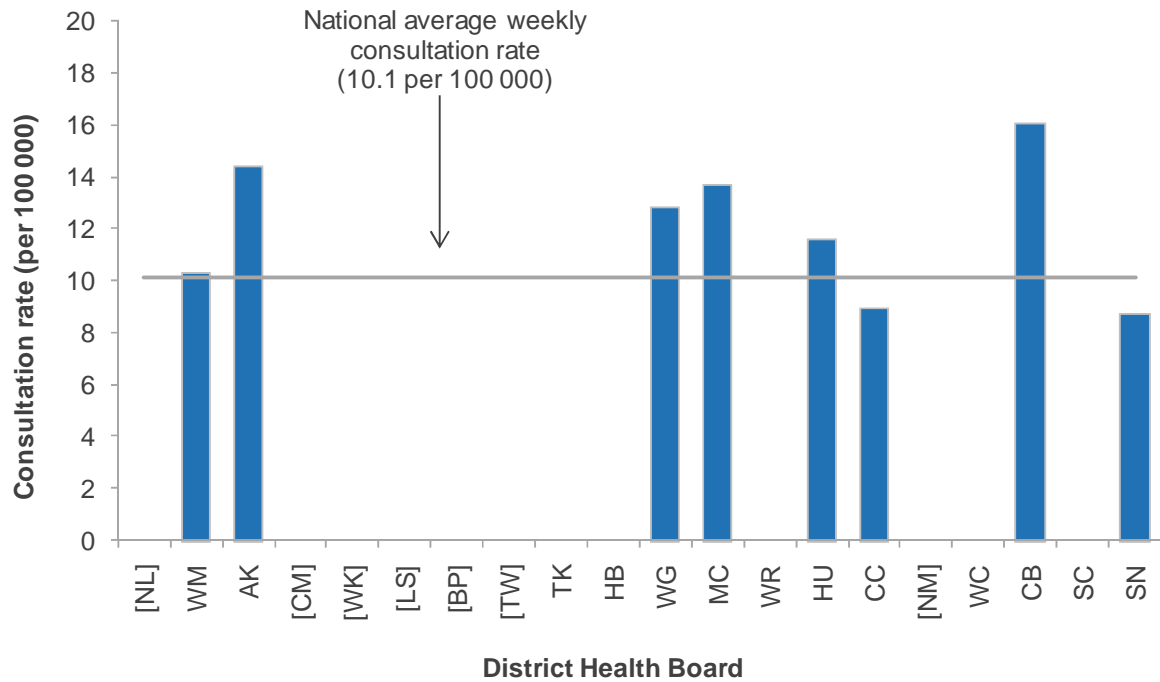


Note: There is only one value for 2012 (10.1 per 100 000).

\* A weekly rate <50 ILI consultations per 100 000 patient population is considered baseline activity. A rate of 50–249 is considered indicative of normal seasonal influenza activity, and a rate of 250–399 indicative of higher than expected influenza activity. A rate >400 ILI consultations per 100 000 patient population indicates an epidemic level of influenza activity.

Figure 2 compares the consultation rates for influenza-like illness for each DHB over the past week. Canterbury DHB had the highest consultation rate (16.1 per 100 000, 11 cases), followed by Auckland (14.4 per 100 000, 3 cases) and MidCentral (13.7 per 100 000, 4 cases).

**Figure 2: Weekly consultation rates for influenza-like illness by DHB week ending 6 May 2012**

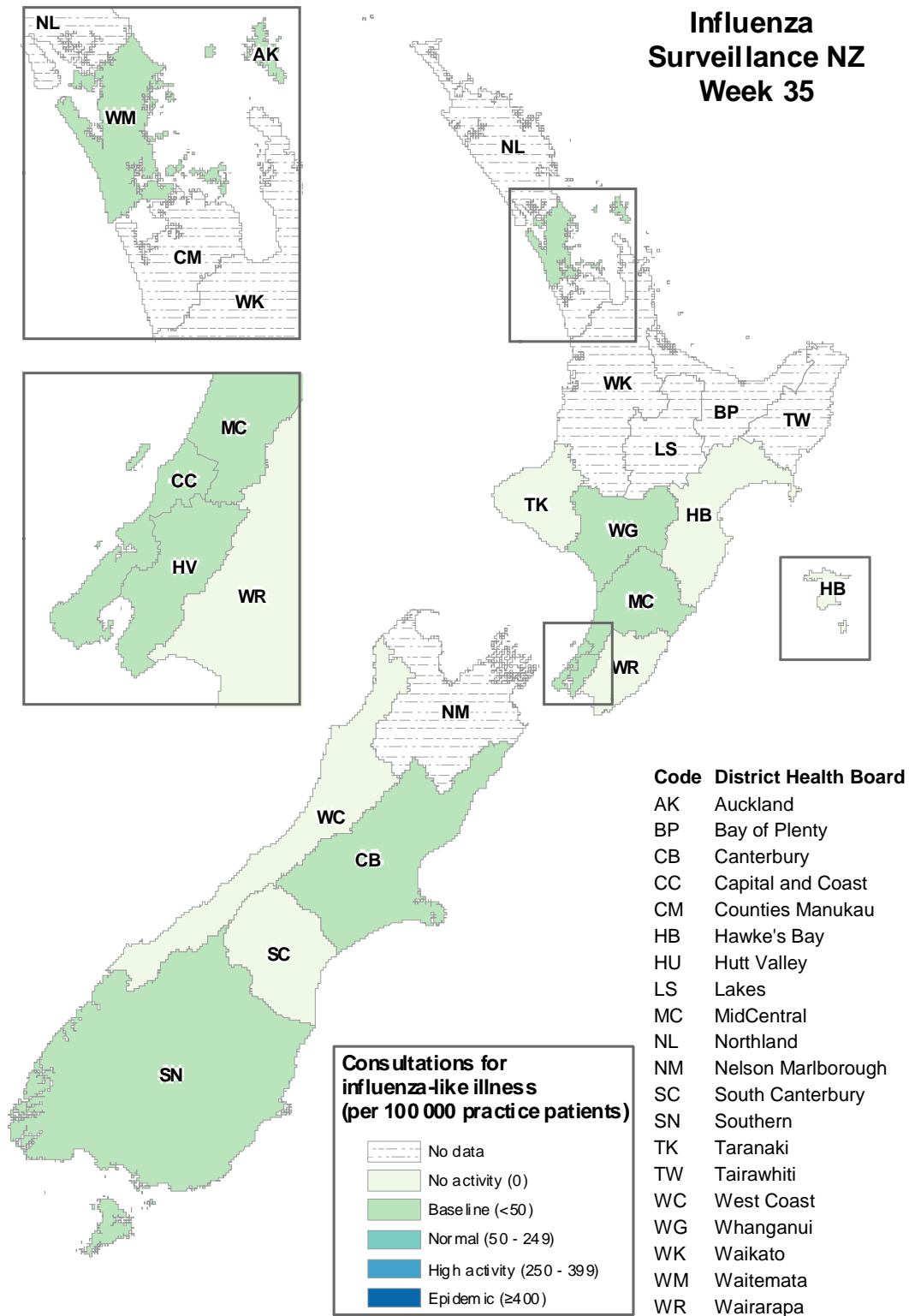


[ ] No data for the week.

## VIROLOGICAL SURVEILLANCE

A total of 97 swabs were received from sentinel (13) and non-sentinel (84) surveillance. One influenza A(H1N1)09pdm virus was identified from Canterbury DHB through the sentinel surveillance.

**Figure 3: Consultation rates for influenza-like illness mapped by DHB for week 18, 2012**



Compiled by:

**Liza Lopez**

Health Intelligence Team  
 ESR Kenepuru Science Centre  
 PO Box 50 348, Porirua

T: 04 914 0647 F: 04 978 6690 E: [liza.lopez@esr.cri.nz](mailto:liza.lopez@esr.cri.nz)

**Dr. Sue Huang**

WHO National Influenza Centre  
 ESR Wallaceville Science Centre  
 PO Box 40158, Upper Hutt