

# INFLUENZA WEEKLY UPDATE

2013/23: 3–9 June 2013

The national influenza surveillance system in New Zealand is an essential public health component for assessing and implementing strategies to control influenza. This report summarises the data collected from sentinel general practice (GP) surveillance and non-sentinel surveillance for week 23 (3–9 June 2013).

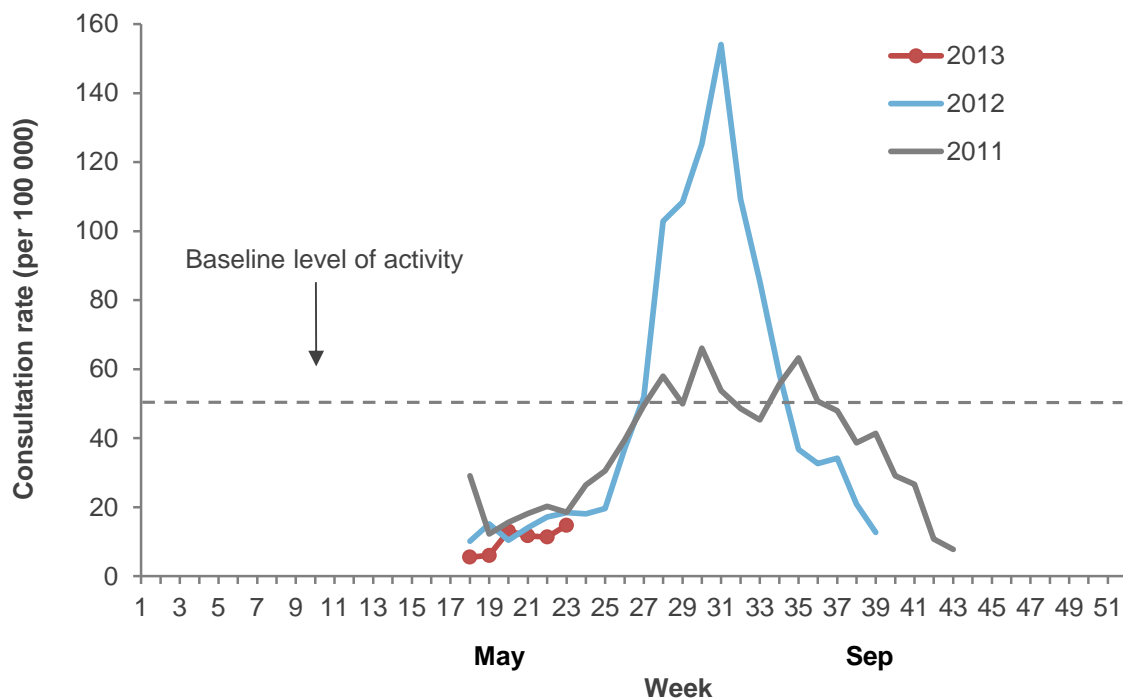
## Summary

- ILI through sentinel surveillance was reported from 18 out of 20 District Health Boards (DHB) with a national consultation rate of 14.8 per 100 000 (55 ILI consultations).
- A total of 202 swabs were received from sentinel (24) and non-sentinel (178) surveillance.
- 15 influenza viruses were identified: B (lineage not determined) (12), A (not sub-typed) (2), and A(H1N1)pdm09 (1).

## INFLUENZA-LIKE ILLNESS SURVEILLANCE

In the past week, a total of 55 consultations for influenza-like illness were reported from 68 general practices in 18 out of 20 DHBs. This gives a weekly consultation rate of 14.8 per 100 000 patient population. Figure 1 shows the weekly national consultation rates for 2011, 2012 seasons, and 2013 so far. The current rate of influenza-like illness is below the baseline.

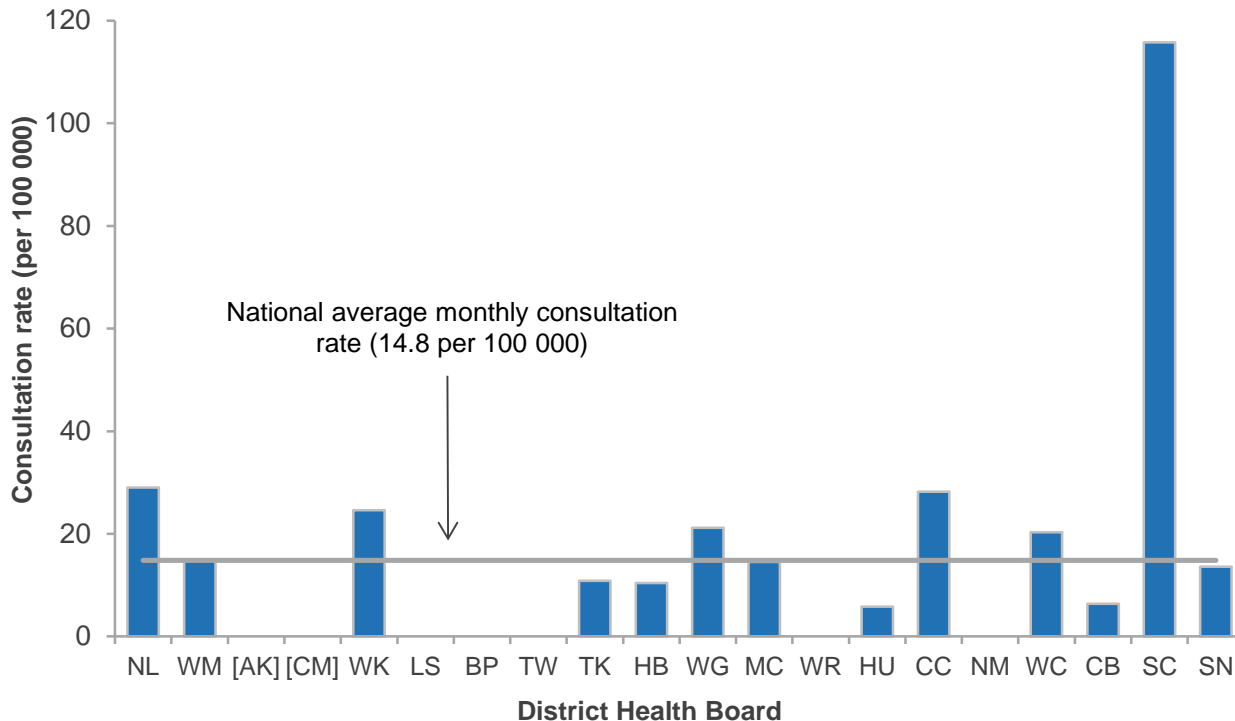
**Figure 1: Weekly consultation rates for influenza-like illness in New Zealand, 2011, 2012 and 2013**



\* A weekly rate <50 ILI consultations per 100 000 patient population is considered baseline activity. A rate of 50–249 is considered indicative of normal seasonal influenza activity, and a rate of 250–399 indicative of higher than expected influenza activity. A rate >400 ILI consultations per 100 000 patient population indicates an epidemic level of influenza activity.

Figure 2 compares the consultation rates for influenza-like illness for each DHB over the past week. South Canterbury DHB had the highest consultation rate (115.8 per 100 000, 8 cases), followed by Northland (29.0 per 100 000, 4 cases) and Capital & Coast (28.2 per 100 000, 9 cases).

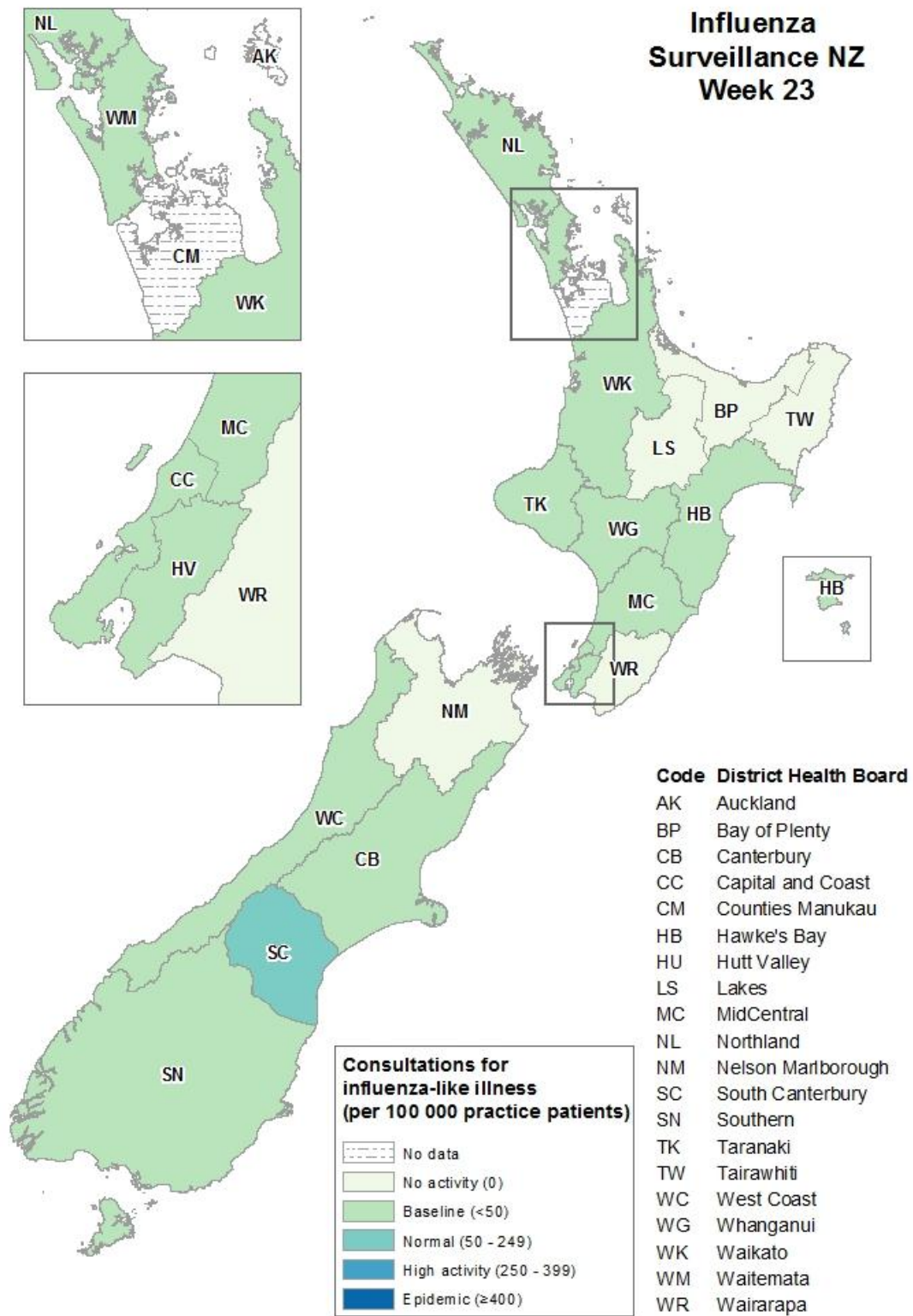
**Figure 2: Weekly consultation rates for influenza-like illness by DHB week ending 9 June 2013**



[ ] Not participating in the influenza sentinel surveillance.

Note: Auckland (AK) and Counties Manukau (CM) DHBs follow the Southern Hemisphere Influenza and Vaccine Effectiveness Research and Surveillance (SHIVERS) case definition which is different from this sentinel surveillance. Based on the SHIVERS weekly report, the ILI incidence for Auckland and Counties Manukau DHBs for week 23 were 45.2 per 100 000 and 59.7 per 100 000 patient populations, respectively. For more details, please refer to the website: <http://www.esr.cri.nz/competencies/shivers/Pages/SHIVERSReports.aspx>

Figure 3: Consultation rates for influenza-like illness mapped by DHB for week 23, 2013



## VIROLOGICAL SURVEILLANCE

A total of 24 swabs were received by virology laboratories from sentinel surveillance. No viruses were identified.

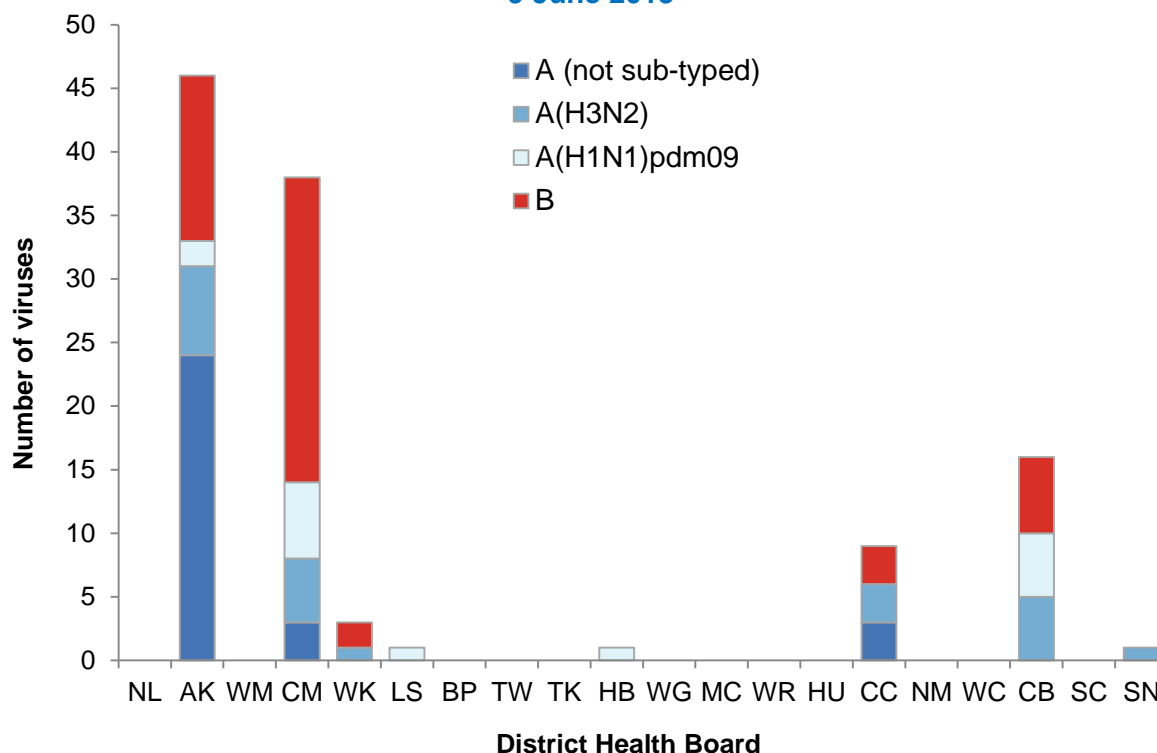
In addition, 178 swabs were received by virology laboratories from non-sentinel surveillance. Of these, 15 influenza viruses were identified: B (lineage not determined) (12), A (not sub-typed) (2), and A(H1N1)pdm09 (1). The distribution by DHB is shown in Table 1.

**Table 1: Influenza viruses from non-sentinel surveillance for week 23 by DHB**

Antigenic Strain	DHB				Total
	AK	CM	WK	CC	
A (not sub-typed)	1	0	0	1	2
A(H1N1)pdm09	0	1	0	0	1
B (lineage not determined)	3	8	1	0	12
<b>Total</b>	<b>4</b>	<b>9</b>	<b>1</b>	<b>1</b>	<b>15</b>

Figure 4 shows the cumulative total of influenza viruses confirmed (sentinel and non-sentinel surveillance) from week 1 to the end of week 23 (9 June 2013). A total of 115 influenza viruses were identified: B (48) including six B/Wisconsin/1/2010- like viruses and three of B/Brisbane/60/2008-like, A (not sub-typed) (30), A(H3N2) (22) including one A/Victoria/361/2011 (H3N2)-like virus, and A(H1N1)pdm09 (15) including two A/California/7/2009 (H1N1)-like viruses.

**Figure 4: Cumulative laboratory-confirmed viruses by DHB from week 1 to week 23, 9 June 2013**



Compiled by:

**Liza Lopez**

Health Intelligence Team  
ESR Kenepuru Science Centre  
PO Box 50 348, Porirua  
T: 04 914 0647 F: 04 978 6690 E: [liza.lopez@esr.cri.nz](mailto:liza.lopez@esr.cri.nz)

**Dr. Sue Huang**

WHO National Influenza Centre  
ESR Wallaceville Science Centre  
PO Box 40158, Upper Hutt